



See what's possible.

MENDOCINO-LAKE  
COMMUNITY COLLEGE DISTRICT  
UKIAH, CALIFORNIA

---

**AUDIT REPORT**

Fiscal Year Ended June 30, 2023

**MENDOCINO-LAKE COMMUNITY COLLEGE DISTRICT**  
**TABLE OF CONTENTS**  
**JUNE 30, 2023**

---

Independent Auditors' Report	1
Management's Discussion and Analysis	4

**FINANCIAL SECTION**

Basic Financial Statements:

Statement of Net Position - District	15
Statement of Revenues, Expenses, and Changes in Net Position - District	16
Statement of Cash Flows - District	18
Statement of Financial Position - Foundation	19
Statement of Activities - Foundation	20
Statement of Cash Flows - Foundation	21
Notes to the Financial Statements	22

**REQUIRED SUPPLEMENTARY INFORMATION**

Schedule of Changes in the Net OPEB Liability and Related Ratios	61
Schedule of Contributions - OPEB	62
Schedule of Proportionate Share of the Net Pension Liability	63
Schedule of Contributions - Pensions	64
Note to the Required Supplementary Information	67

**SUPPLEMENTARY INFORMATION**

District Organizational Structure	68
Schedule of Workload Measures for State General Apportionment - Annual/Actual Attendance	69
Schedule of Expenditures of Federal Awards	70
Schedule of Revenues and Expenditures of State Awards	71
Reconciliation of Annual Financial and Budget Report (CCFS-311) with Audited Financial Statements	72
Reconciliation of the ECS 84362 (50 Percent Law) Calculation	73
Details of the Education Protection Account	74
Combining Balance Sheet - District Funds Included in the Reporting Entity	75
Combining Statement of Revenues, Expenses, and Changes in Fund Equity - District Funds Included in the Reporting Entity	77
Reconciliation of Fund Equity to Net Position	79
Reconciliation of Change in Fund Equity to Change in Net Position	80
Notes to the Supplementary Information	81

**MENDOCINO-LAKE COMMUNITY COLLEGE DISTRICT**  
**TABLE OF CONTENTS**  
**JUNE 30, 2023**

---

**OTHER INDEPENDENT AUDITORS' REPORTS**

Independent Auditors' Report on Internal Control over Financial Reporting and on Compliance and Other Matters Based on an Audit of Financial Statements Performed in Accordance with <i>Government Auditing Standards</i>	83
Independent Auditors' Report on Compliance For Each Major Federal Program; and Report on Internal Control over Compliance Required by the Uniform Guidance	85
Independent Auditors' Report on State Compliance	88

**SCHEDULE OF FINDINGS AND QUESTIONED COSTS**

Schedule of Audit Findings and Questioned Costs	91
Schedule of Prior Audit Findings	95



## INDEPENDENT AUDITORS' REPORT

The Board of Trustees  
Mendocino-Lake Community College District  
Ukiah, California

### **Report on Audit of Financial Statements**

#### ***Opinions***

We have audited the accompanying financial statements of the business-type activities and the discretely presented component unit of the Mendocino-Lake Community College District (District), as of and for the year ended June 30, 2023; and the related notes to the financial statements, which collectively comprise the District's basic financial statements as listed in the table of contents.

In our opinion, the financial statements referred to above present fairly, in all material respects, the respective financial position of the business-type activities and the discretely presented component unit of the District, as of June 30, 2023; and the respective changes in financial position, and cash flows thereof for the year then ended in accordance with accounting principles generally accepted in the United States of America.

#### ***Basis for Opinions***

We conducted our audit in accordance with auditing standards generally accepted in the United States of America and the standards applicable to financial audits contained in *Government Auditing Standards*, issued by the Comptroller General of the United States. Our responsibilities under those standards are further described in the Auditor's Responsibilities for the Audit of the Financial Statements section of our report. We are required to be independent of Mendocino-Lake Community College District and to meet our other ethical responsibilities in accordance with the relevant ethical requirements relating to our audit. We believe that the audit evidence we have obtained is sufficient and appropriate to provide a basis for our audit opinions.

#### ***Responsibilities of Management for the Financial Statements***

Management is responsible for the preparation and fair presentation of these financial statements in accordance with accounting principles generally accepted in the United States of America; this includes the design, implementation, and maintenance of internal control relevant to the preparation and fair presentation of financial statements that are free from material misstatements, whether due to fraud or error.

In preparing the financial statements, management is required to evaluate whether there are conditions or events, considered in the aggregate, that raise substantial doubt about the District's ability to continue as a going concern for one year beyond the financial statement date, including any currently known information that may raise substantial doubt shortly thereafter.

### ***Auditors' Responsibilities for the Audit of the Financial Statements***

Our objectives are to obtain reasonable assurance about whether the financial statements as a whole are free from material misstatement, whether due to fraud or error, and to issue an auditors' report that includes our opinions. Reasonable assurance is a high level of assurance but is not absolute assurance and therefore is not a guarantee that an audit conducted in accordance with generally accepted auditing standards and *Government Auditing Standards* will always detect a material misstatement when it exists. The risk of not detecting a material misstatement resulting from fraud is higher than for one resulting from error, as fraud may involve collusion, forgery, intentional omissions, misrepresentations, or the override of internal control. Misstatements are considered material if there is a substantial likelihood that, individually or in the aggregate, they would influence the judgment made by a reasonable user based on the financial statements. In performing an audit in accordance with generally accepted auditing standards and *Government Auditing Standards*, we:

- Exercise professional judgment and maintain professional skepticism throughout the audit.
- Identify and assess the risks of material misstatement of the financial statements, whether due to fraud or error, and design and perform audit procedures responsive to those risks. Such procedures include examining, on a test basis, evidence regarding the amounts and disclosures in the financial statements.
- Obtain an understanding of internal control relevant to the audit in order to design audit procedures that are appropriate in the circumstances, but not for the purpose of expressing an opinion on the effectiveness of the District's internal control. Accordingly, no such opinion is expressed.
- Evaluate the appropriateness of accounting policies used and the reasonableness of significant accounting estimates made by management, as well as evaluate the overall presentation of the financial statements.
- Conclude whether, in our judgment, there are conditions or events, considered in the aggregate, that raise substantial doubt about the District's ability to continue as a going concern for a reasonable period of time.

We are required to communicate with those charged with governance regarding, among other matters, the planned scope and timing of the audit, significant audit findings, and certain internal control related matters that we identified during the audit.

### **Other Matters**

#### *Required Supplementary Information*

Accounting principles generally accepted in the United States of America require that the Management's Discussion and Analysis, budgetary comparison information, schedules of changes in the net OPEB liability and related ratios, schedule of contributions – OPEB, schedule of the proportionate share of the net pension liability, and schedule of contributions – pensions as identified as Required Supplementary Information in the table of contents be presented to supplement the basic financial statements. Such information, although not a part of the basic financial statements, is required by the Governmental Accounting Standards Board, who considers it to be an essential part of financial reporting for placing the basic financial statements in an appropriate operational, economic, or historical context. We have applied certain limited procedures to the required supplementary information in accordance with auditing standards generally accepted in the United States of America, which consisted of inquiries of management about the methods of preparing the information and comparing the information for consistency with management's responses to our inquiries, the basic financial statements, and other knowledge we obtained during our audit of the basic financial statements. We do not express an opinion or provide any assurance on the information because the limited procedures do not provide us with sufficient evidence to express an opinion or provide any assurance.

### *Supplementary Information*

Our audit was conducted for the purpose of forming opinions on the financial statements that collectively comprise the Mendocino-Lake Community College District's basic financial statements. The accompanying supplementary information listed in the Table of Contents, including the Schedule of Expenditures of Federal Awards, as required by Title 2 U.S. Code of Federal Regulations (CFR) Part 200, *Uniform Administrative Requirements, Cost Principles, and Audit Requirements for Federal Awards* (Uniform Guidance), is presented for purposes of additional analysis and is not a required part of the basic financial statements. Such information is the responsibility of management and was derived from and relates directly to the underlying accounting and other records used to prepare the basic financial statements. Such information has been subjected to the auditing procedures applied in the audit of the basic financial statements and certain additional procedures, including comparing and reconciling such information directly to the underlying accounting and other records used to prepare the basic financial statements or to the basic financial statements themselves, and other additional procedures in accordance with auditing standards generally accepted in the United States of America. In our opinion, the accompanying supplementary information, is fairly stated in all material respects in relation to the basic financial statements as a whole.

### *Other Information*

Management is responsible for the other information included in the annual report. The other information comprises the Management's Discussion and Analysis section but does not include the basic financial statements and our auditor's report thereon. Our opinions on the basic financial statements do not cover the other information and we do not express an opinion or any form of assurance thereon.

In connection with our audit of the basic financial statements, our responsibility is to read the other information and consider whether a material inconsistency exists between the other information and the basic financial statements, or the other information otherwise appears to be materially misstated. If, based on other work performed, we conclude that an uncorrected material misstatement of the other information exists, we are required to describe it in our report.

### **Other Reporting Required by Government Auditing Standards**

In accordance with Government Auditing Standards, we have also issued our report dated November 19, 2023, on our consideration of Mendocino-Lake Community College District's internal control over financial reporting and on our tests of its compliance with certain provisions of laws, regulations, contracts, and grant agreements and other matters. The purpose of that report is solely to describe the scope of our testing of internal control over financial reporting and compliance and the results of that testing, and not to provide an opinion on the effectiveness of the District's internal control over financial reporting or on compliance. That report is an integral part of an audit performed in accordance with *Government Auditing Standards* in considering Mendocino-Lake Community College District's internal control over financial reporting and compliance.

*CWDL, Certified Public Accountants*

San Diego, California  
November 19, 2023

---

---

## **MANAGEMENT'S DISCUSSION AND ANALYSIS**

---

---

**MENDOCINO-LAKE COMMUNITY COLLEGE DISTRICT  
MANAGEMENT'S DISCUSSION AND ANALYSIS  
JUNE 30, 2023**

---

**Introduction**

The following discussion and analysis provides an overview of the financial position and activities of Mendocino-Lake Community College District (District) for the year ended June 30, 2023. This discussion has been prepared by management and should be read in conjunction with the financial statements and notes which follow this section.

In June 1999, the Governmental Accounting Standards Board (GASB) released Statement No. 34, "Basic Financial Statements and Management Discussion and Analysis for State and Local Governments," which established a new reporting format for annual financial statements. In November 1999, GASB released Statement No. 35, "Basic Financial Statements and Management's Discussion and Analysis for Public Colleges and Universities," which applies the new reporting standards to public colleges and universities. The District adopted these new standards beginning with the 2002/03 fiscal year.

The California Community College Chancellor's Office, through its Fiscal and Accountability Standards Committee, has recommended that all state community college districts follow the new standards under the Business Type Activity (BTA) model. To comply with the recommendation of the Chancellor's Office and to report in a manner consistent with other community college districts, the District has adopted the BTA reporting model for these financial statements.

**Reporting Highlights**

Two years of financial data is presented in this Management Discussion and Analysis section, for comparative purposes. The annual report consists of three basic financial statements that provide information about the District as a whole:

- The Statement of Net Position
- The Statement of Revenue, Expenses and Changes in Net Position
- The Statement of Cash Flows

The Mendocino College Foundation, Inc. (Foundation) was established as a legally separate nonprofit corporation to support the District and its students. It provides scholarships for the benefit of District students and contributes directly to the District. The Foundation is considered a component unit for financial reporting purposes and is presented separately from the District's financial data. The Foundation financial statements are included within this audit document. The Foundation's independently audited annual financial statements may also be obtained from the Foundation Office on the Ukiah campus.

**MENDOCINO-LAKE COMMUNITY COLLEGE DISTRICT  
MANAGEMENT’S DISCUSSION AND ANALYSIS  
JUNE 30, 2023**

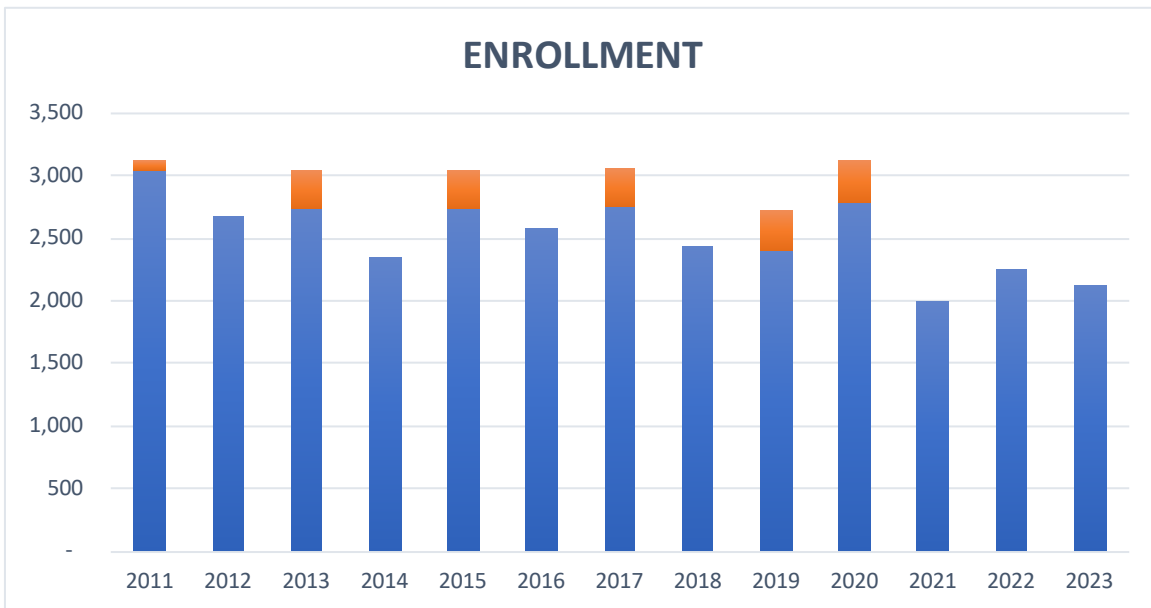
---

**General Obligation Bonds**

On November 7, 2006, the voters of the Mendocino-Lake Community College District approved the issuance of up to \$67,500,000 in General Obligation Bonds: Measure W. On March 29, 2007, the District issued the first series (Series A) of bonds in the amount of \$30 million. On August 16, 2011, the District issued the second and final series (Series B) of bonds in the amount of \$37.5 million. Measure W encompassed 30 construction and renovation projects. The District established a Bond Implementation Planning Committee (BIPC) which planned and implemented bond projects. A Citizen’s Bond Oversight Committee (CBOC) was formed in December 2006, as required by law, to ensure that bond proceeds are expended only for the purposes set forth in Measure W. All funds were expended as of June 30, 2015, primarily on re-roofing multiple buildings, remodels and renovations, upgrading the computer system, construction of a new Library/Learning Resource Center, constructing a new Maintenance/Warehouse, the purchase of land, and the construction of new centers in Willits and Lakeport. On September 15, 2015, the District refinanced the General Obligation Bonds in the aggregate principal amount of \$48,627,448. The District advance refunded a portion of the District’s outstanding Series A and Series B Bonds, and paid the costs of issuing the bonds. On March 10, 2022, the District Refinanced the General Obligation Bonds in the aggregate principal amount of \$62,020,242.

**Enrollment Highlights**

The District reported 2,125.68 total full-time equivalent students (FTES) on the 2022/23 Recalculated Apportionment Attendance Report (CCFS-320). This includes 249 FTES of Summer 2022. Summer 2023 will be reported in 2023/24. The District has not been financially impacted by the decline in enrollment due to the COVID-19 Emergency Conditions Allowance which has allowed the District to be funded at the 2019/20 level of 3,120 FTES. The following chart shows the enrollment history and reflects the impact of summer FTES reporting.



**MENDOCINO-LAKE COMMUNITY COLLEGE DISTRICT  
MANAGEMENT’S DISCUSSION AND ANALYSIS  
JUNE 30, 2023**

---

**Statement of Net Position**

The statement of net position includes all assets, deferred outflows of resources, liabilities and deferred inflows of resources using the accrual basis of accounting, which is similar to the accounting used by most private-sector institutions. Net position – the difference between assets and deferred outflows of resources, and liabilities and deferred inflows of resources – is one way to measure the financial health of the District.

<b>ASSETS AND DEFERRED OUTFLOWS OF RESOURCES</b>	<b>2023</b>	<b>2022</b>	<b>Change</b>
Current assets	\$ 42,263,837	\$ 30,245,523	\$ 12,018,314
Non-current assets	76,263,320	78,537,670	(2,274,350)
Deferred outflow of resources	15,379,874	11,377,917	4,001,957
<b>Total Assets and Deferred Outflows of Resources</b>	<b>133,907,031</b>	<b>120,161,110</b>	<b>13,745,921</b>
<b>LIABILITIES AND DEFERRED INFLOWS OF RESOURCES</b>			
Current liabilities	23,056,587	14,908,791	8,147,796
Non-current liabilities	128,472,127	116,768,507	11,703,620
Deferred inflows of resources	3,878,318	12,125,601	(8,247,283)
<b>Total Liabilities and Deferred Inflows of Resources</b>	<b>155,407,032</b>	<b>143,802,899</b>	<b>11,604,133</b>
<b>NET POSITION</b>			
Invested in capital assets, net of related debt	(14,940,395)	(12,483,201)	(2,457,194)
Restricted	10,820,216	6,006,354	4,813,862
Unrestricted	(17,379,822)	(17,164,942)	(214,880)
<b>Total Net Position</b>	<b>\$ (21,500,001)</b>	<b>\$ (23,641,789)</b>	<b>\$ 2,141,788</b>

- Cash and cash equivalents consist of cash in the Mendocino County Treasury and investments in the Local Agency Investment Fund (LAIF).
- Receivables consist mainly of amounts due as of June 30, 2023, from state and federal grants and general apportionment wherein the District has earned funds that were not yet received as of the fiscal year end.
- Restricted cash and cash equivalents consist of Student Health Fees and revolving cash. Restricted cash is cash for payment of obligations subject to the restrictions imposed by the state or granting agency.
- Capital assets, net are the net historical value of land, buildings, construction in progress and equipment less accumulated depreciation. The detail of this total net value can be found in the notes of the financial statements.

	<b>2023</b>	<b>2022</b>	<b>Change</b>
Capital Assets not being depreciated	\$ 7,545,440	\$ 7,545,440	\$ -
Capital Assets being depreciated	121,712,244	121,435,687	276,557
Accumulated depreciation	(53,431,117)	(51,075,052)	(2,356,065)
<b>Total Capital Assets</b>	<b>\$ 75,826,567</b>	<b>\$ 77,906,075</b>	<b>\$ (2,079,508)</b>

**MENDOCINO-LAKE COMMUNITY COLLEGE DISTRICT  
MANAGEMENT'S DISCUSSION AND ANALYSIS  
JUNE 30, 2023**

---

**Statement of Net Position, continued**

- Unearned revenue relates to federal, state, and local program funds received but not yet earned as of the end of the fiscal year. Most grant funds are earned when expended up to the award amount.
- Noncurrent liabilities represent debt to be paid in one year or later. The major components are general obligation bonds (\$96.3 million), Information Technology Network Upgrade (\$0.5 million), accrued vacation and load banking payable (\$1.3 million), OPEB obligation (\$4.9 million), and PERS and STRS pension liability (\$27.8 million).
- Net position is classified into three categories: net investment in capital assets, restricted, and unrestricted. Net investment in capital assets consists of land, buildings, construction in progress, and equipment less related debt. Restricted includes \$10.8 million designated as reserved for capital assets, debt service and other special purposes.

**MENDOCINO-LAKE COMMUNITY COLLEGE DISTRICT  
MANAGEMENT'S DISCUSSION AND ANALYSIS  
JUNE 30, 2023**

**Statement of Revenues, Expenses, and Changes in Net Position**

The statement of revenues, expenses, and changes in net position presents the operating results of the District, as well as the nonoperating revenues and expenses. State general apportionment, while budgeted for operations, is considered nonoperating revenues according to generally accepted accounting principles.

	<b>2023</b>	<b>2022</b>	<b>Change</b>
<b>OPERATING REVENUES</b>			
Tuition and fees (net)	\$ 1,290,159	\$ 1,312,833	\$ (22,674)
Grants and contracts	12,186,173	12,608,242	(422,069)
Auxiliary enterprise sales, net	63,157	53,403	9,754
<b>Total Operating Revenues</b>	<b>13,539,489</b>	<b>13,974,478</b>	<b>(434,989)</b>
<b>OPERATING EXPENSES</b>			
Salaries and benefits	31,905,696	26,552,772	5,352,924
Supplies, materials, and other operating expenses	12,889,629	11,168,769	1,720,860
Depreciation	2,550,906	3,005,150	(454,244)
<b>Total Operating Expenses</b>	<b>47,346,231</b>	<b>40,726,691</b>	<b>6,619,540</b>
<b>Operating Loss</b>	<b>(33,806,742)</b>	<b>(26,752,213)</b>	<b>(7,054,529)</b>
<b>NON-OPERATING REVENUES (EXPENSES)</b>			
State apportionments, noncapital	16,777,462	9,194,365	7,583,097
Education protection account revenues, noncapital	1,545,494	6,256,005	(4,710,511)
Local property taxes, noncapital	12,239,094	11,499,200	739,894
State taxes and other revenues, noncapital	1,912,537	1,645,375	267,162
Financial aid revenues	7,480,112	7,525,061	(44,949)
Financial aid expenses	(7,480,112)	(7,525,061)	44,949
Investment income	472,745	98,154	374,591
Interest expense	(3,622,308)	(5,635,385)	2,013,077
Other non-operating revenues	753,503	960,065	(206,562)
<b>Total Non-Operating Revenues (Expenses)</b>	<b>30,078,527</b>	<b>24,017,779</b>	<b>6,060,748</b>
<b>OTHER REVENUES (EXPENSES)</b>			
State apportionments, capital	1,840,923	287,448	1,553,475
Local property taxes and revenues, capital	4,029,080	3,554,995	474,085
<b>Total Other Revenue (Expenses)</b>	<b>5,870,003</b>	<b>3,842,443</b>	<b>2,027,560</b>
<b>CHANGE IN NET POSITION</b>	<b>2,141,788</b>	<b>1,108,009</b>	<b>1,033,779</b>
<b>NET POSITION -- BEGINNING OF YEAR</b>	<b>(23,641,789)</b>	<b>(24,633,544)</b>	<b>991,755</b>
<b>PRIOR PERIOD ADJUSTMENT (SEE NOTE 17)</b>	<b>-</b>	<b>(116,254)</b>	<b>116,254</b>
<b>NET POSITION -- END OF YEAR</b>	<b>\$ (21,500,001)</b>	<b>\$ (23,641,789)</b>	<b>\$ 2,141,788</b>

- Net tuition and fees total \$1.3 million and consist of enrollment fees, non-resident tuition, and all other fees. Enrollment fees are set by the state for all community colleges.
- Grants and contracts, noncapital consists of revenues provided for restricted purposes from federal, state and local sources.

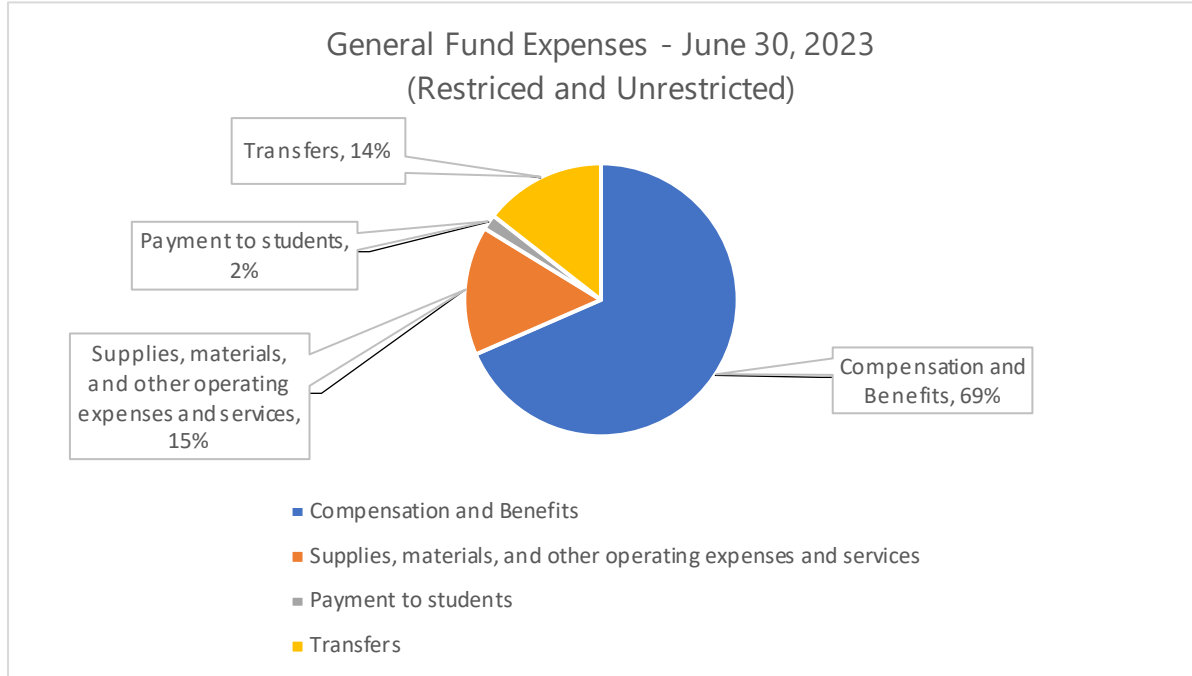
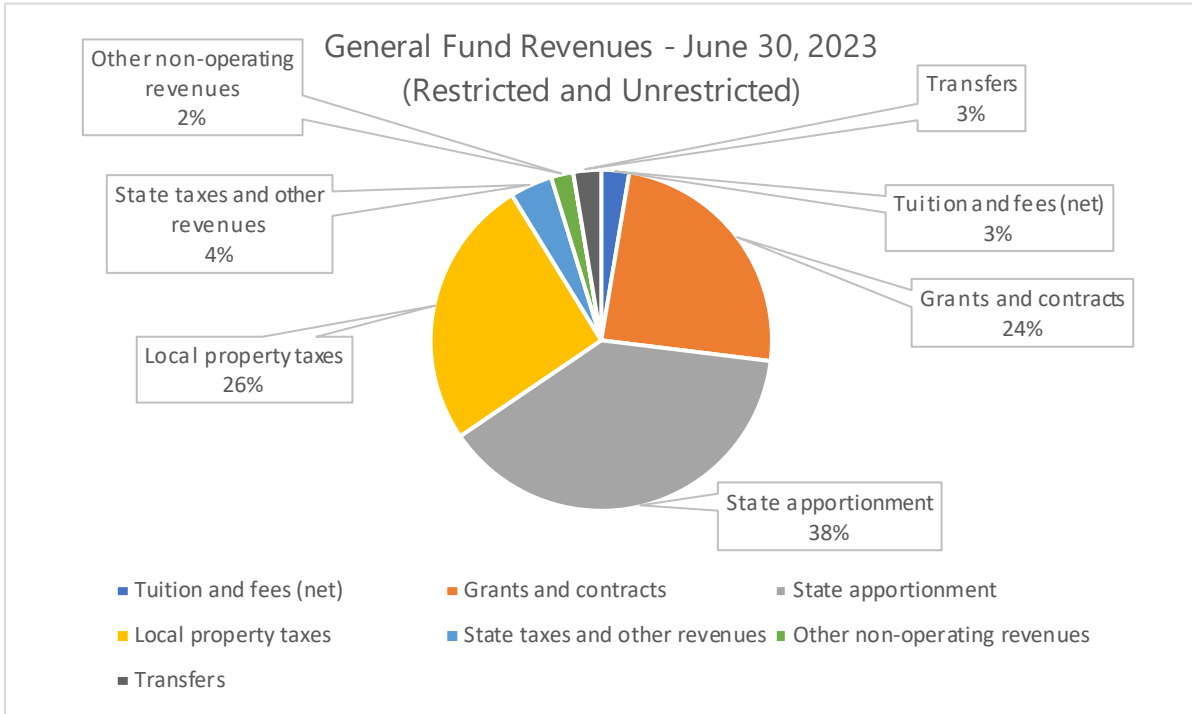
**MENDOCINO-LAKE COMMUNITY COLLEGE DISTRICT  
MANAGEMENT'S DISCUSSION AND ANALYSIS  
JUNE 30, 2023**

---

**Statement of Revenues, Expenses, and Changes in Net Position, continued**

- State apportionments, noncapital revenue consists of general state apportionment and Proposition 30 Education Protection Account funds (\$18.3 million). State apportionment revenue reported is exclusive of regular enrollment fees and property taxes, which are reported separately.
- Local property tax revenues totaled \$12.2 million. Property tax revenue remained consistent to prior year.
- State taxes and other revenues consist primarily of state lottery and mandate revenues.
- Investment income is derived from interest received on funds on deposit at the Mendocino County Treasury and the Local Agency Investment Fund (LAIF), which is operated by the State of California.
- State apportionments, capital consists primarily of state scheduled maintenance funds.

**MENDOCINO-LAKE COMMUNITY COLLEGE DISTRICT  
MANAGEMENT'S DISCUSSION AND ANALYSIS  
JUNE 30, 2023**



**MENDOCINO-LAKE COMMUNITY COLLEGE DISTRICT  
MANAGEMENT’S DISCUSSION AND ANALYSIS  
JUNE 30, 2023**

---

**Statement of Cash Flows**

The statement of cash flows provides information about cash receipts and cash payments that occurred during the fiscal year. This statement also helps users assess the District’s ability to generate net cash flows, its ability to meet its obligations as they come due, and its need for external financing, if any.

	<u>2023</u>	<u>2022</u>	<u>Change</u>
<b>CASH PROVIDED BY (USED IN)</b>			
Operating activities	\$ (23,375,383)	\$ (25,251,601)	\$ 1,876,218
Noncapital financing activities	32,698,033	33,339,277	(641,244)
Capital financing activities	3,599,641	1,103,678	2,495,963
Investing activities	442,979	93,384	349,595
<b>Net Increase in Cash and Cash Equivalents</b>	<u>\$ 13,365,270</u>	<u>\$ 9,284,738</u>	<u>\$ 4,080,532</u>

The primary cash receipts from operating activities consist of grants, contracts, and student fees. The primary cash outlays include payment of salaries, benefits, supplies and contracted services.

General apportionment is the primary source of non-capital financing. The two main components of general apportionment are state apportionment and property taxes.

The main capital activities are purchases of capital assets, such as land, buildings, and equipment.

Cash from investing activities includes interest on cash deposits in the Mendocino County Treasury and the Local Agency Investment Fund of the State of California.

**State Economy and Mendocino-Lake Community College District Budget**

- The economic position of the District is closely tied to that of the state of California. The District receives 53% of its unrestricted general fund revenue funding through state general apportionments and 36% from local property taxes. These two sources, along with enrollment fees, provide 89% of the District’s general-purpose revenue, the main source of support for California community colleges.
- The 2022/23 State Budget Act for community colleges contained a Cost-of-Living-Adjustment (COLA) of 6.56%.

**MENDOCINO-LAKE COMMUNITY COLLEGE DISTRICT  
MANAGEMENT'S DISCUSSION AND ANALYSIS  
JUNE 30, 2023**

---

- The formula for calculating General Apportionment changed effective 2018/19. The Student Centered Funding Formula (SCFF) fundamentally changed the basis for the calculation from solely based on Full Time Equivalent Student (FTES) to a combination of FTES, student need, and student success outcomes. Since the implementation of the SCFF, District's have been held harmless to allow time for District's to adjust student services and instruction in response to the Vision for Success. Prior to the pandemic, Mendocino College had achieved success in improving the SCFF metrics and earned more under the SCFF than the previous formula, no longer needing the SCFF hold harmless protection. The pandemic negatively impacted the metrics, and the college received its apportionment based on the COVID-19 Emergency Conditions Allowance (ECA) protection for the years 2020/21, 2021/22, and 2022/23. The ECA expired at the end of 2022/23. The 2022/23 State Budget Act set 2024/25 as the funding floor going forward. Starting in 2025/26, Districts will be funded on their SCFF generated amount that year or their "floor" (2024/25 funding amount) whichever is higher. This revised hold harmless provision will no longer include adjustments to reflect cumulative COLAs over time, as is the case with the provision in effect through 2024/25, so a District's hold harmless amount will not grow.
- The budget for community colleges has been very favorable considering the impact the COVID-19 pandemic has had on the economy at the national, state, and local levels. The 2023/24 State Budget Act fully funded COLA at 8.22%. The Governor's 2024/25 budget is still unknown. More information will be released in January 2024 in the Governor's Budget.

**MENDOCINO-LAKE COMMUNITY COLLEGE DISTRICT  
MANAGEMENT'S DISCUSSION AND ANALYSIS  
JUNE 30, 2023**

---

**Financial Challenges Facing the District**

1. FUND BALANCES

The General Fund is the main operating budget of the District. The Board of Trustees has set a minimum reserve target of 15%. The General Fund ended 2022/23 with a prudent reserve of \$11,313,025 which is 32.45% of expenditures.

The District also maintains a Self-Insurance Fund for the purpose holding reserves to provide fiscal stability in times of uncertainty and cover unexpected expenses. The fund has reserves set aside for accrued vacations, load banking, GASB 75 retiree health liability, property claims, liability claims, and worker's compensation. The Self-Insurance Fund ending fund balance at June 30, 2023 was \$2,602,546.

2. ESCALATION OF HEALTH BENEFIT COSTS

Historically, the District has self-funded health benefits for its employees and qualifying retirees. Due to its small size, the Health Fund expenditures were unpredictable and volatile from year to year. In 2018/19, the District sought alternative options to cover health benefits to reduce the volatility experienced in a small self-funded health benefits program. The District was successful in moving off self-funding and joined California's Valued Trust (CVT) on July 1, 2019 to purchase health benefits coverage for employees and qualified dependents. This has greatly stabilized health benefit costs, making budgets and projections more predictable.

3. APPORTIONMENT FUNDING

As stated previously, a new Student Centered Funding Formula (SCFF) for the calculation of General Apportionment was created by the state in 2018/19. Initially, the District earned less based on the new formula and relied upon the hold harmless provisions of the funding formula. The SCFF hold harmless has been extended multiple times and currently extends through 2024/25. In 2019/20, the District had improved upon the metrics used in the formula, earning more under the new formula than the prior formula and no longer needed the hold harmless. The COVID-19 pandemic had detrimental effects upon enrollment and the District received funding under the provisions of the COVID-19 Emergency Conditions Allowance (ECA) for 2020/21, 2021/22, and 2022/23. The ECA expired 6/30/2023. The 2022/23 State Budget Act set 2024/25 as the funding floor going forward. Starting in 2025/26, Districts will be funded on their SCFF generated amount that year or their "floor" (2024/25 funding amount) whichever is higher. This revised hold harmless provision will no longer include adjustments to reflect cumulative COLAs over time, as is the case with the provision in effect through 2024/25, so a District's hold harmless amount will not grow. The District will focus its efforts on maximizing FTES in 2024/25 to either generate apportionment under the SCFF or to position itself to have the "floor" as high as possible going forward.

**MENDOCINO-LAKE COMMUNITY COLLEGE DISTRICT  
MANAGEMENT’S DISCUSSION AND ANALYSIS  
JUNE 30, 2023**

---

4. GASB 75 – RETIREE HEALTH BENEFITS

The actuarial study required by GASB 75 to project the District’s future Retiree Health funding obligations was updated in July 13, 2023 and included a “Total OPEB Liability (TOL)” of \$4,920,756. The District was required to comply with GASB 75 beginning with the 2017/18 fiscal year. The District has established membership in the Community College League of California (CCLC) Joint Powers Authority (JPA). As of June 30, 2023, the District has not made a deposit to the CCLC (irrevocable) Trust Fund for Retiree Health Benefits.

As of June 30, 2023, the District does have \$2,602,546 reserved for all self-insurance issues in the District’s Self-Insurance Fund. Any portion of these funds could be deposited in the CCLC GASB 75 Trust Fund in the future. Additionally, the District has budgeted \$250,000 to be transferred annually from the General Fund to the Self-Insurance Fund in order to fully fund the TOL over the next ten years.

5. PENSIONS

The District’s net pension liability was measured as of June 30, 2022, and the total pension liability used to calculate the net pension liability was determined by an actuarial valuation as of June 30, 2020, rolled forward to June 30, 2021, using standard update procedures. The District’s proportion of the net pension liability was based on a projection of the District’s long-term share of contributions to the pension plan relative to the projected contributions of all participating school districts and the state, actuarially determined. At June 30, 2023, the District’s portion of PERS and STRS liability was \$27,724,779.

**Purpose of this Discussion and Analysis**

This financial report is designed to provide interested parties with a general overview of the District’s finances in GASB 35 format and to demonstrate the District’s accountability for the money it receives. If you have questions about this report or desire additional financial information, contact the Assistant Superintendent/Vice President of Administrative Services, Mendocino-Lake Community College District at 1000 Hensley Creek Road, Ukiah, California, 95482.

---

---

## **FINANCIAL SECTION**

---

---

**MENDOCINO-LAKE COMMUNITY COLLEGE DISTRICT**  
**STATEMENT OF NET POSITION – DISTRICT**  
**JUNE 30, 2023**

---

**ASSETS**

Current Assets:

Cash and cash equivalents	\$ 11,679,532
Restricted cash and cash equivalents	25,108,907
Investments	1,273,611
Accounts receivable, net	3,395,751
Prepaid expenditures and other assets	806,036
Total Current Assets	<u>42,263,837</u>

Noncurrent Assets:

Intangible right of use assets, net	436,753
Capital assets, net	75,826,567
Total Noncurrent Assets	<u>76,263,320</u>

**TOTAL ASSETS**

118,527,157

**DEFERRED OUTFLOWS OF RESOURCES**

Deferred loss on refunding	5,954,399
Deferred outflows related to pensions	9,328,360
Deferred outflows related to OPEB	97,115

**TOTAL DEFERRED OUTFLOWS OF RESOURCES**

15,379,874

**TOTAL ASSETS AND DEFERRED OUTFLOWS OF RESOURCES**

\$ 133,907,031

**LIABILITIES**

Current Liabilities:

Accounts payable and accrued expenses	\$ 6,604,134
Unearned revenue	13,661,629
Amounts held in trust for others	568,273
Compensated absences, current portion	650,000
Long-term debt, current portion	1,572,551
Total Current Liabilities	<u>23,056,587</u>

Noncurrent Liabilities:

Compensated absences	677,782
Net OPEB liability	4,920,756
Net pension liability	27,724,779
Long-term debt, non-current portion	95,148,810
Total Noncurrent Liabilities	<u>128,472,127</u>

**TOTAL LIABILITIES**

151,528,714

**DEFERRED INFLOWS OF RESOURCES**

Deferred inflows related to pensions	2,716,655
Deferred inflows related to OPEB	1,161,663

**TOTAL DEFERRED INFLOWS OF RESOURCES**

3,878,318

**NET POSITION**

Net investment in capital assets	(14,940,395)
Restricted for:	
Debt service	2,803,384
Capital projects	5,097,899
Special purpose	2,918,933
Unrestricted	<u>(17,379,822)</u>

**TOTAL NET POSITION**

(21,500,001)

**TOTAL LIABILITIES, DEFERRED INFLOWS OF RESOURCES AND NET POSITION**

\$ 133,907,031

**MENDOCINO-LAKE COMMUNITY COLLEGE DISTRICT  
STATEMENT OF REVENUES, EXPENSES, AND CHANGES IN NET POSITION – DISTRICT  
FOR THE YEAR ENDED JUNE 30, 2023**

---

<b>OPERATING REVENUES</b>	
Tuition and fees (gross)	\$ 2,642,260
Less: Scholarship discounts and allowances	(1,352,101)
Net tuition and fees	<u>1,290,159</u>
Grants and contracts, noncapital:	
Federal	3,142,158
State	8,549,326
Local	494,689
Auxiliary enterprise sales, net	<u>63,157</u>
<b>TOTAL OPERATING REVENUES</b>	<u><u>13,539,489</u></u>
<b>OPERATING EXPENSES</b>	
Salaries	22,080,480
Employee benefits	9,825,216
Supplies, materials, and other operating expenses and services	12,889,629
Depreciation and amortization	<u>2,550,906</u>
<b>TOTAL OPERATING EXPENSES</b>	<u>47,346,231</u>
<b>OPERATING INCOME (LOSS)</b>	<u>(33,806,742)</u>
<b>NON-OPERATING REVENUES (EXPENSES)</b>	
State apportionments, noncapital	16,777,462
Education protection account revenues, noncapital	1,545,494
Local property taxes, noncapital	12,239,094
State taxes and other revenues, noncapital	1,912,537
Financial aid revenues	7,480,112
Financial aid expenses	(7,480,112)
Investment income	472,745
Interest expense	(3,622,308)
Other non-operating revenues	<u>753,503</u>
<b>TOTAL NON-OPERATING REVENUES (EXPENSES)</b>	<u>30,078,527</u>
<b>INCOME BEFORE OTHER REVENUES, EXPENSES, GAINS, OR LOSSES</b>	<u>(3,728,215)</u>
<b>OTHER REVENUES (EXPENSES)</b>	
State apportionments, capital	1,840,923
Local property taxes and revenues, capital	<u>4,029,080</u>
<b>TOTAL OTHER REVENUES (EXPENSES)</b>	<u>5,870,003</u>
<b>CHANGE IN NET POSITION</b>	2,141,788
<b>NET POSITION -- BEGINNING OF YEAR</b>	<u>(23,641,789)</u>
<b>NET POSITION -- END OF YEAR</b>	<u>\$ (21,500,001)</u>

The accompanying notes are an integral part of these financial statements.

**MENDOCINO-LAKE COMMUNITY COLLEGE DISTRICT  
STATEMENT OF CASH FLOWS – DISTRICT  
FOR THE YEAR ENDED JUNE 30, 2023**

---

<b>CASH FLOWS FROM OPERATING ACTIVITIES</b>	
Tuition and fees	\$ 1,226,909
Grants and contracts	12,627,721
Payments to or on behalf of employees	(32,670,239)
Payments to vendors for supplies and services	(13,323,782)
Payment to students	7,131,668
Other receipts	1,632,340
Net Cash Used by Operating Activities	<u>(23,375,383)</u>
<b>CASH FLOWS FROM NON-CAPITAL FINANCING ACTIVITIES</b>	
State apportionments	16,271,562
Education protection account revenue	1,545,494
Property taxes	12,069,095
State taxes and other revenues	2,058,379
Other non-operating	753,503
Net Cash Provided by Non-capital Financing Activities	<u>32,698,033</u>
<b>CASH FLOWS FROM CAPITAL FINANCING ACTIVITIES</b>	
Acquisition and construction of capital assets	(471,398)
Proceeds from debt issuance	943,993
State revenue, capital projects	1,840,923
Local revenue, capital	4,029,080
Principal paid on capital debt	(1,401,997)
Interest paid on capital debt	(1,340,960)
Net Cash Provided by Capital Financing Activities	<u>3,599,641</u>
<b>CASH FLOWS FROM INVESTING ACTIVITIES</b>	
Investment income	442,979
Net Cash Provided by Investing Activities	<u>442,979</u>
<b>NET INCREASE (DECREASE) IN CASH &amp; CASH EQUIVALENTS</b>	13,365,270
<b>CASH &amp; CASH EQUIVALENTS, BEGINNING OF YEAR</b>	<u>23,423,169</u>
<b>CASH &amp; CASH EQUIVALENTS, END OF YEAR</b>	<u>\$ 36,788,439</u>

**MENDOCINO-LAKE COMMUNITY COLLEGE DISTRICT  
STATEMENT OF CASH FLOWS – DISTRICT  
FOR THE YEAR ENDED JUNE 30, 2023**

---

**RECONCILIATION OF OPERATING LOSS TO NET CASH  
USED BY OPERATING ACTIVITIES**

Operating loss	\$ (33,806,742)
Adjustments to Reconcile Operating Loss to Net Cash Used by Operating Activities:	
Depreciation expense	2,550,906
Changes in Assets and Liabilities:	
Receivables, net	1,698,797
Prepaid items	232,825
Deferred outflows of resources	(4,102,287)
Accounts payable and accrued liabilities	(666,978)
Deferred revenue	7,426,241
Amounts held for others	(45,889)
Compensated absences	72,358
Net OPEB liability	6,495
Net pension liability	11,506,174
Deferred inflows of resources	(8,247,283)
Total Adjustments	<u>10,431,359</u>
<b>Net Cash Flows From Operating Activities</b>	<u>\$ (23,375,383)</u>

**MENDOCINO-LAKE COMMUNITY COLLEGE DISTRICT  
STATEMENT OF FINANCIAL POSITION - FOUNDATION  
JUNE 30, 2023**

---

**ASSETS**

Cash and cash equivalents	\$	29,071
Investments		
Evelyn Foote Fund		1,338,465
Foundation Trust Fund		6,070,472
Halliday Fund		248,491
Salmen Fund		51,707
Perpetual Fund		773,997
Adopt A Fifth Grader Fund		758,193
Bogner Fund		51,890
Coast Center Fund		285,422
Elwood		36,185
Accounts receivables		9,613
Assets held by others		210,059
Prepaid expenses		8,410
Capital assets:		
Land		1,104,370
Infrastructure		33,278
Accumulated depreciation		(33,278)
Total Capital assets		<u>1,104,370</u>
<b>Total Assets</b>	<b>\$</b>	<b><u>10,976,344</u></b>

**LIABILITIES**

Accounts payable	\$	9,203
<b>Total Liabilities</b>		<u>9,203</u>

**NET ASSETS**

Net assets without donor restrictions		6,814,710
Net assets with donor restrictions		<u>4,152,431</u>
<b>Total Net Assets</b>		<u>10,967,141</u>
<b>Total Liabilities and Net Assets</b>	<b>\$</b>	<b><u>10,976,344</u></b>

**MENDOCINO-LAKE COMMUNITY COLLEGE DISTRICT  
STATEMENT OF ACTIVITIES - FOUNDATION  
FOR THE YEAR ENDED JUNE 30, 2023**

	<b>Net Assets without Donor Restrictions</b>	<b>Net Assets with Donor Restrictions</b>	<b>Total</b>
<b>SUPPORT AND REVENUE</b>			
Contributions	\$ 6,414	\$ 525,962	\$ 532,376
Investment return:			
Interest and dividends	144,128	85,055	229,183
Net investment realized and unrealized gains	172,064	89,461	261,525
Special events	156,891	-	156,891
Other income	79,008	-	79,008
Other financing sources	20,770	-	20,770
Net assets released from restrictions	483,466	(483,466)	-
<b>Total Support and Revenue</b>	<b>1,062,741</b>	<b>217,012</b>	<b>1,279,753</b>
<b>EXPENSES</b>			
Program services:			
Scholarships	246,755	-	246,755
Special events	68,133	-	68,133
Support of Mendocino - Lake Community College District	325,200	-	325,200
<b>Total Program Services</b>	<b>640,088</b>	<b>-</b>	<b>640,088</b>
Supporting services:			
Management and general	362,155	-	362,155
Fundraising	111,618	-	111,618
<b>Total Supporting Services</b>	<b>473,773</b>	<b>-</b>	<b>473,773</b>
<b>Total Expenses</b>	<b>1,113,861</b>	<b>-</b>	<b>1,113,861</b>
<b>Change in Net Assets</b>	<b>(51,120)</b>	<b>217,012</b>	<b>165,892</b>
<b>Net Assets - Beginning of Year</b>	<b>6,865,830</b>	<b>3,935,419</b>	<b>10,801,249</b>
<b>Net Assets - End of Year</b>	<b>\$ 6,814,710</b>	<b>\$ 4,152,431</b>	<b>\$ 10,967,141</b>

**MENDOCINO-LAKE COMMUNITY COLLEGE DISTRICT  
STATEMENT OF CASH FLOWS - FOUNDATION  
FOR THE YEAR ENDED JUNE 30, 2023**

---

**CASH FLOWS FROM OPERATING ACTIVITIES**

Change in net assets	\$ 165,892
Adjustments to reconcile change in net assets to net cash provided by operating activities:	
Interest and dividends	(229,183)
Realized and unrealized net gain (loss) on investments	(261,525)
Changes in:	
Other assets	(8,410)
Assets held by others	(6,480)
Accounts payable	(15,824)
Accounts receivable	(900)
<b>Net Cash Used by Operating Activities</b>	<u>(356,430)</u>

**CASH FLOWS FROM INVESTING ACTIVITIES**

Net investment activity	<u>290,532</u>
<b>Net Cash Provided (Used) by Investing Activities</b>	<u>290,532</u>
Net increase (decrease) in cash and cash equivalents	(65,898)
<b>Cash and Cash Equivalents - Beginning of Year</b>	<u>94,969</u>
<b>Cash and Cash Equivalents - End of Year</b>	<u>\$ 29,071</u>

**MENDOCINO-LAKE COMMUNITY COLLEGE DISTRICT**  
**NOTES TO THE FINANCIAL STATEMENTS**  
**JUNE 30, 2023**

---

**NOTE 1 – SUMMARY OF SIGNIFICANT ACCOUNTING POLICIES**

**Reporting Entity** Mendocino-Lake Community College District (District) is a community college governed by an elected seven member Board of Trustees. The District provides educational services in the counties of Mendocino and Lake in the state of California. The District consists of one community college located in Ukiah, California, and centers in Lakeport, Willits, and Fort Bragg.

For financial reporting purposes, the District includes all funds, agencies, and authorities that are controlled by, or dependent on, the District's executive and legislative branches. Control by, or dependence on, the District was determined on the basis of budget adoption, taxing authority, outstanding debt secured by revenues or general obligations of the District, obligations of the District to finance any deficits that may occur, or receipt of significant subsidies from the District.

As a result, the financial statements of the District include the financial activities of the District and the combined totals of the trust and agency funds, which represent the various scholarships and student organizations within the District.

The District identified the Mendocino College Foundation (Foundation) as its only potential component unit. The District and the Foundation have financial and operational relationships that meet the reporting entity definition criteria of the Governmental Accounting Standards Board (GASB) for inclusion of the Foundation as a component unit of the District. Accordingly, the financial activities of the Foundation as a component unit have been included in the financial statements of the District.

The following are those aspects of the relationship between the District and the Foundation as the component unit that satisfies the GASB:

*Accountability:* The District is able to impose its will upon the Foundation. The Foundation provides specific financial benefits, or imposes specific financial burdens, on the District.

*Scope of Public Service:* The Foundation is a nonprofit public benefit corporation incorporated under the laws of the state of California. The Foundation was formed to promote and assist the educational services of the District.

*Discrete Presentation:* For financial presentation purposes, the Foundation's financial activities have been discretely presented with the financial activities of the District.

**Basis of Presentation and Accounting** The basic financial statements of the District have been prepared in conformity with accounting principles generally accepted in the United States of America (GAAP) as applied to governmental units. The GASB is the accepted standard-setting body for establishing governmental accounting and financial reporting principles. The District has elected to follow GASB pronouncements and not Financial Accounting Standards Board (FASB) pronouncements after November 30, 1989.

**MENDOCINO-LAKE COMMUNITY COLLEGE DISTRICT**  
**NOTES TO THE FINANCIAL STATEMENTS**  
**JUNE 30, 2023**

---

**NOTE 1 – SUMMARY OF SIGNIFICANT ACCOUNTING POLICIES, continued**

For financial reporting purposes, the District is considered a special-purpose government engaged only in business-type activities (BTA). Accordingly, the District's financial statements have been presented using the economic resources measurement focus and the accrual basis of accounting. Revenues are recorded when earned and expenditures are recorded when a liability is incurred, regardless of the timing of the related cash flows. All significant intra-agency transactions have been eliminated.

Exceptions to the accrual basis of accounting are as follows:

In accordance with industry standards provided by the California Community Colleges Chancellor's Office, summer session tuition and fees received before year end are recorded as deferred revenue as of June 30 with the revenue reported in the fiscal year in which the program is predominantly conducted. Summer session expenditures through June 30 are recorded as prepaid expenses.

The financial accounts of the District are recorded and maintained in accordance with the *California Community Colleges Budget and Accounting Manual*.

**Cash and Cash Equivalents** For purposes of the statement of cash flows, the District considers all highly liquid investments with an original maturity of three months or less to be cash equivalents. Funds invested in the County Treasurer's investment pool are considered cash equivalents.

**Restricted Cash and Cash Equivalents** Restricted cash and cash equivalents include amounts restricted for the repayment of debt, for use in the acquisition or construction of capital assets, for restricted programs, for any other restricted purpose, or in any funds restricted in purpose per the *California Community Colleges Budget and Accounting Manual*.

**Investments** GASB Statement No. 31, *Accounting and Financial Reporting for Certain Investments and for External Investment Pools*, provides that amounts held in external investment pools be reported at fair value. However, cash in the County Treasury and investments in the Local Agency Investment Fund (LAIF) are recorded at the value of the pool shares held, which approximates the fair value of the underlying cash and investments of the pools.

**Accounts Receivable** Accounts receivable consists of tuition and fee charges to students and auxiliary enterprise services provided to students, faculty and staff, the majority of each residing in the state of California. Accounts receivable also include amounts due from the federal government, state and local governments, or private sources, in connection with reimbursement of allowable expenditures made pursuant to the District's grants and contracts. Losses on uncollectible accounts receivable are recognized when such losses become known or indicated. The allowance is based upon management's estimates and analysis. The allowance was estimated at \$428,035 for student receivables as of June 30, 2023.

**Prepaid Expenses** Certain payments to vendors reflect costs applicable to future accounting periods and are recorded as prepaid items.

**MENDOCINO-LAKE COMMUNITY COLLEGE DISTRICT**  
**NOTES TO THE FINANCIAL STATEMENTS**  
**JUNE 30, 2023**

---

**NOTE 1 – SUMMARY OF SIGNIFICANT ACCOUNTING POLICIES, continued**

**Capital Assets** Capital assets are recorded at cost at the date of acquisition, or fair market value at the date of donation in the case of gifts. Where historical cost is not available, estimated historical cost is based on replacement cost reduced for inflation. Capitalized equipment includes all items with a unit cost of \$20,000 or more and estimated useful life of greater than one year. Renovations to buildings, infrastructure, and land improvements that significantly increase the value or extend the useful life of the structure are capitalized. Routine repairs and maintenance are charged to operating expense in the year in which the expense was incurred.

Depreciation is computed using the straight-line method over the estimated useful lives of the assets, generally 50 years for buildings, 15 years for portable buildings, 10 years for site improvements, and 3 - 10 years for equipment.

**Unearned Revenue From Grantors and Students** Unearned revenue from grantors and students include amounts received for tuition and fees and certain auxiliary activities prior to the end of the fiscal year that relate to the subsequent accounting period. Advances from grantors and students also include amounts received from grant and contract sponsors that have not yet been earned.

**Amounts Held in Trust for Others** Amounts held in trust for others represent funds held by the District for the associated student trust fund and the scholarship and loan trust fund.

**Compensated Absences** Compensated absences costs are accrued when earned by employees. Accumulated unpaid employee vacation benefits are recognized at year end as liabilities of the District. The District also participates in and accrues "load banking" with eligible academic employees whereby the employee may teach extra courses in one period in exchange for time off in another period. Compensated absences are included in other long-term liabilities in the statement of net position.

Accumulated sick leave benefits are not recognized as liabilities of the District. The District's policy is to record sick leave as an operating expense in the period taken since such benefits do not vest nor is payment probable; however, unused sick leave is added to the creditable service period for calculation of retirement benefits when the employee retires, if the employee is a member of California Public Employees' Retirement System (CalPERS) or California State Teachers' Retirement System (CalSTRS).

**Long-Term Liabilities** Bond premiums are deferred and amortized over the life of the bonds using the straight-line method, which does not differ materially from the effective interest method. Bonds payable are reported net of the applicable bond premium or discount. Bond issuance costs are expensed in the year incurred. Amortization of bond premium and discount costs was \$24,866 for the year ended June 30, 2023.

**MENDOCINO-LAKE COMMUNITY COLLEGE DISTRICT**  
**NOTES TO THE FINANCIAL STATEMENTS**  
**JUNE 30, 2023**

---

**NOTE 1 – SUMMARY OF SIGNIFICANT ACCOUNTING POLICIES, continued**

**Pension** For purposes of measuring the net pension liability, deferred outflows of resources/deferred inflows of resources related to pensions, and pension expense, information about the fiduciary net position of the State Teachers' Retirement Plan (STRP) and California Public Employees' Retirement System (CalPERS) and additions to/deductions from STRP's and CalPERS's fiduciary net position have been determined on the same basis as they are reported by California State Teachers' Retirement System (CalSTRS) and CalPERS. For this purpose, benefit payments (including refunds of employee contributions) are recognized when due and payable with the benefit terms. Investments are reported at fair value.

**Fair Value Measurements** The District categorizes its fair value measurements within the fair value hierarchy established by accounting principles generally accepted in the United States of America. The hierarchy is based on the valuation inputs used to measure the fair value of the asset. Level 1 inputs are quoted prices in active markets for identical assets; level 2 inputs are significant other observable inputs; and level 3 inputs are significant unobservable inputs.

**Deferred Outflows/Inflows of Resources** In addition to assets, the statement of net position includes a separate section for deferred outflows of resources. This separate financial statement element, deferred outflows of resources, represents a consumption of net position that applies to a future period which will only be recognized as an outflow of resources (expense) in the future. District pension contributions, subsequent to the measurement date, are reported as deferred outflows of resources in the government-wide statement of net position. District contributions, subsequent to the measurement date, will be amortized during the next fiscal year.

In addition to liabilities, the statement of net position includes a separate section for deferred inflows of resources. This separate financial statement element, deferred inflows of resources, represents an acquisition of net position that applies to a future period and would only be recognized as an inflow of resources (revenue) at that time.

Changes in proportion and differences between District contributions and proportionate share of pension contributions, the District's proportionate share of the net difference between projected and actual earnings on pension plan investments, changes in assumptions, and the differences between the District expected and actual experience are reported as deferred inflows of resources or deferred outflows of resources in the government-wide statement of net position. These amounts are amortized over the estimated service lives of the pension plan participants.

The District also has a deferred loss on refunding results from the difference in the carrying value of refunded debt and its reacquisition price. This amount is deferred and amortized over the shorter of the life of the refunded or refunding debt.

**MENDOCINO-LAKE COMMUNITY COLLEGE DISTRICT**  
**NOTES TO THE FINANCIAL STATEMENTS**  
**JUNE 30, 2023**

---

**NOTE 1 – SUMMARY OF SIGNIFICANT ACCOUNTING POLICIES, continued**

**Net Position** The District's net position is classified as follows:

*Net Investment in Capital Assets:* This represents the District's total investment in capital assets, net of outstanding debt obligations related to those capital assets. To the extent debt has been incurred but not yet expended for capital assets, such amounts are not included as a component of net investment in capital assets.

*Restricted Net Position - Expendable:* Restricted expendable net position represents resources which are legally or contractually obligated to be spent in accordance with restrictions imposed by external third parties.

*Unrestricted Net Position:* Unrestricted net position represents resources derived from student tuition and fees, state apportionments, and sales and services of educational departments and auxiliary enterprises. These resources are used for transactions relating to the educational and general operations of the District, and may be used at the discretion of the governing board to meet current expenses for any purpose.

When an expense is incurred that can be paid using either restricted or unrestricted resources, the District's policy is to first apply the expense towards restricted resources, and then towards unrestricted resources.

**Classification of Revenues** The District has classified its revenues as either operating or non- operating. Certain significant revenue streams relied upon for operations are recorded as non- operating revenues, including state appropriations, local property taxes, and investment income. Revenues are classified according to the following criteria:

*Operating Revenues:* Operating revenues include activities that have the characteristics of exchange transactions, such as; (1) student tuition and fees, net of scholarship discounts and allowances; (2) sales and services of auxiliary enterprises; and (3) most federal, state, and local grants and contracts, and federal appropriations.

*Nonoperating Revenues:* Nonoperating revenues include activities that have the characteristics of nonexchange transactions, such as gifts and contributions, and other revenue sources, such as state appropriations, financial aid, and investment income.

**Scholarship Discounts and Allowances** Student tuition and fee revenue are reported net of scholarship discounts and allowances in the statement of revenues, expenses, and changes in net position. Scholarship discounts and allowances represent the difference between stated charges for goods and services provided by the District and the amount that is paid by students and/or third parties making payments on the students' behalf.

**State Apportionments** Certain current-year apportionments from the state are based on various financial and statistical information of the previous year, as well as state budgets and other factors outside the District's control. In February, subsequent to the year end, the state performs a recalculation based on actual financial and statistical information for the year just completed. The District's policy is to estimate the recalculation correction to apportionment, if any, based on factors it can reasonably determine such as local property tax revenue received and reductions in FTES. Any additional corrections determined by the state are recorded in the year computed by the state.

**MENDOCINO-LAKE COMMUNITY COLLEGE DISTRICT  
NOTES TO THE FINANCIAL STATEMENTS  
JUNE 30, 2023**

---

**NOTE 1 – SUMMARY OF SIGNIFICANT ACCOUNTING POLICIES, continued**

**Estimates** The preparation of financial statements in conformity with accounting principles generally accepted in the United States of America requires management to make estimates and assumptions that affect the amounts reported in the basic financial statements and accompanying notes. Actual results may differ from those estimates.

**Property Taxes** Secured property taxes attach as an enforceable lien on property as of January 1. Taxes are payable in two installments on November 1 and February 1 and become delinquent if paid after December 10 and April 10, respectively. Unsecured property taxes are payable in one installment on or before August 31. The County of Mendocino and the County of Lake bill and collect the taxes for the District.

**Budget and Budgetary Accounting** By state law, the District's governing board must approve a tentative budget no later than July 1 and adopt a final budget no later than September 15 of each year. A hearing must be conducted for public comments prior to adoption. The District's governing board satisfied these requirements.

The budget is revised during the year to incorporate categorical funds that are awarded during the year and miscellaneous changes to the spending plans. The District's governing board approves revisions to the budget.

**On-Behalf Payments** GASB Statement 24, *Accounting and Financial Reporting for Certain Grants and Other Financial Assistance*, requires that direct on-behalf payments for fringe benefits, and salaries made by one entity to a third-party recipient for the employees of another legally separate entity, be recognized as revenue and expenditures by the employer government. The state of California makes direct on-behalf payments for retirement benefits to CalSTRS and CalPERS on behalf of all community college districts in California. The amount reported in the basic financial statements as of June 30, 2023, was \$885,831.

**MENDOCINO-LAKE COMMUNITY COLLEGE DISTRICT**  
**NOTES TO THE FINANCIAL STATEMENTS**  
**JUNE 30, 2023**

---

**NOTE 1 – SUMMARY OF SIGNIFICANT ACCOUNTING POLICIES, continued**

**Discretely Presented Component Unit – Foundation**

**Organization** The Foundation was founded during the 1984-85 year to strengthen student services by providing student scholarships, enriching instruction and basic skills, as well as enhancing program and staff development. The goal is to promote and develop a mutually beneficial relationship between the College and the community. Because of the education nature of activities, the District has been granted tax-exempt status under Section 501(c)(3) of the *Internal Revenue Code*.

**Basis of Presentation and Accounting** These financial statements, which are presented on the accrual basis of accounting, have been prepared to present balances and transactions according to the existence or absence of donor-imposed restrictions. This has been accomplished by classification of net assets and transactions into two classes: net assets without donor restrictions and net assets with donor restrictions, as follows:

Net assets without donor restrictions are those resources that are currently available for operations.

Net assets with donor restrictions are those resources which are stipulated by donors for various scholarships or other programmatic uses.

Revenues are reported as increases in net assets without donor restrictions unless use of the related assets is limited by donor-imposed restrictions. Expenses are reported as decreases in net assets without donor restrictions. Gains and losses on investments and other assets or liabilities are reported as increases or decreases in net assets without donor restrictions unless their use is restricted by explicit donor stipulation or by law.

Expiration of net assets with donor restrictions (i.e., the donor-stipulated purpose has been fulfilled and/or the stipulated time period has elapsed) are reported as reclassifications between the applicable classes of net assets.

**Use of Estimates** The preparation of financial statements in conformity with accounting principles generally accepted in the United States of America requires management to make estimates and assumptions that affect the reported amounts of assets and liabilities and disclosure of contingent assets and liabilities at the date of the financial statements and the reported amounts of revenues and expenses during the reporting period. Actual results could differ from those estimates.

**Cash and Cash Equivalents** For purposes of the statement of cash flows, the Foundation considers all highly liquid investments available for current use with an initial maturity of three months or less to be cash equivalents. Funds invested in the County Treasurer's investment pool are considered cash equivalents and are recorded at the value of the pool shares held, which approximates the fair value of the underlying cash and investments of the pool.

**MENDOCINO-LAKE COMMUNITY COLLEGE DISTRICT**  
**NOTES TO THE FINANCIAL STATEMENTS**  
**JUNE 30, 2023**

---

**NOTE 1 – SUMMARY OF SIGNIFICANT ACCOUNTING POLICIES, continued**

**Discretely Presented Component Unit – Foundation, continued**

**Investments** The District's investments in brokerage accounts are reported at fair value based on quoted market prices and investments in property held for sale are reported at fair value based on property appraisals. All realized and unrealized gains or losses are reported in the statement of activities.

**Fair Value Measurements** The District categorizes its fair value measurements within the fair value hierarchy established by accounting principles generally accepted in the United States of America. The hierarchy is based on the valuation inputs used to measure the fair value of the asset. Level 1 inputs are quoted prices in active markets for identical assets; level 2 inputs are significant other observable inputs; and level 3 inputs are significant unobservable inputs.

**Capital Assets** Expenditures for maintenance and repairs are charged to expense as incurred. Major improvements are capitalized. Property and equipment are recorded at cost on the date of acquisition or fair value at time of donation.

**Assets Held by Others** Assets held by others represent amounts held by the Community College League of California (the League) and Sonoma State University Academic Foundation (SSUAF) for the Foundation. The League facilitated three gift annuities for the Foundation. The amount recorded approximates the net present value of the future benefit to be received by the Foundation. The SSUAF is the trustee for the two Halliday Trusts, one of which terminated in 2019. The Foundation is a 50% beneficiary of the trust.

**Endowment Investment and Spending Policy** The Foundation's endowment consists of the Evelyn Foote Fund and gift annuities that will create a perpetual scholarship fund when the Foundation receives the residual of the annuities, sometime in the future. As required by generally accepted accounting principles, net assets associated with endowment funds, including funds designated by the Board of Directors to function as endowments, are classified and reported based on the existence or absence of donor-imposed restrictions.

The Board of Directors of the Foundation has interpreted the Uniform Prudent Management of Institutional Funds Act (UPMIFA), as enacted by the state of California, as requiring the preservation of the fair value of the original gift as of the gift date of the donor-restricted endowment funds absent explicit donor stipulations to the contrary. As a result, the Foundation classifies as permanently restricted net assets: (a) the original value of gifts donated to the permanent endowment, and (b) the original value of subsequent gifts to the permanent endowment.

The remaining portion of the donor-restricted endowment fund that is not classified in permanently restricted net assets is classified as temporarily restricted net assets until those amounts are appropriated for expenditure by the Foundation in a manner consistent with the standard of prudence prescribed by UPMIFA.

In accordance with UPMIFA, the Foundation considers the following factors in making a determination to appropriate or accumulate donor-restricted endowment funds: (1) the duration and preservation of the various funds, (2) the purposes of the donor-restricted endowment funds, (3) general economic conditions, (4) the possible effect of inflation and deflation, (5) the expected total return from income and the appreciation of investments, (6) other resources of the Foundation, and (7) the Foundation's investment policies.

**MENDOCINO-LAKE COMMUNITY COLLEGE DISTRICT**  
**NOTES TO THE FINANCIAL STATEMENTS**  
**JUNE 30, 2023**

---

**NOTE 1 – SUMMARY OF SIGNIFICANT ACCOUNTING POLICIES, continued**

**Discretely Presented Component Unit – Foundation, continued**

**Investment Return Objectives, Risk Parameters, and Strategies** The Foundation has adopted investment and spending policies, approved by the Board of Directors, for endowment assets that attempt to provide a predictable stream of funding to programs supported by its endowment funds while also maintaining the purchasing power of those endowment assets over the long-term. Accordingly, the investment process seeks to achieve an after-cost total real rate of return, including investment income as well as capital appreciation, which exceeds the annual distribution with acceptable levels of risk. Endowment assets are invested in a well-diversified asset mix, which includes equity and debt securities, that is intended to result in a consistent annual inflation-protected rate of return, over time, of approximately 8% for the Foundation Trust Fund and 7% for the Evelyn Foote Fund. Actual returns in any given year may vary from this amount. Investment risk is measured in terms of the total endowment fund; investment assets and allocation between asset classes and strategies are managed to not expose the fund to unacceptable levels of risk.

**Spending Policy** The Foundation has a policy of appropriating for distribution each year 6% for the Foundation Trust Fund and 5% for the Evelyn Foote Fund. Where a distribution percentage is used, it shall be applied to the respective 20-quarters rolling average Fair Market Value of that Holding Accounts as of December 31 of the prior fiscal year for all accounts that have been established for 6 years or more and 12-quarters rolling average Fair Market Value of that Holding Accounts as of December 31 of the prior fiscal year for all accounts established less than 6 years. In establishing this policy, the Foundation considers the long-term expected return on its investment assets, the nature and duration of the individual endowment funds, which must be maintained in perpetuity because of donor-restrictions, and the possible effects of inflation. The Foundation expects the current spending policy to allow its endowment funds to grow at a nominal average rate of 8% annually, which is consistent with the Foundation's objective to maintain the purchasing power of the endowment assets as well as to provide additional real growth through investment return.

**Contributions** The Foundation recognizes contributions from unconditional promises to give when such promises are made if the amounts can be reasonably determined. Conditional promises to give are recognized when the conditions on which they depend are substantially met. Contributions are available for unrestricted use unless specifically restricted by the donor. Unconditional promises to give that are to be received in future years are discounted at the Foundation's risk-free rate of return.

**Donated Assets** Donated marketable securities and other noncash donations (gift annuities) are recorded as contributions at their estimated fair values at the date of donation.

**Donated Services** Donated services are recognized as contributions in accordance with FASB Accounting Standards Codification (ASC) Subtopic 958-605, *Not-for-Profit Entities – Revenue Recognition*, if the services: (a) create or enhance nonfinancial assets, or (b) require specialized skills, are performed by people with those skills, and would otherwise be purchased by the Foundation.

**MENDOCINO-LAKE COMMUNITY COLLEGE DISTRICT  
NOTES TO THE FINANCIAL STATEMENTS  
JUNE 30, 2023**

---

**NOTE 1 – SUMMARY OF SIGNIFICANT ACCOUNTING POLICIES, continued**

**Discretely Presented Component Unit – Foundation, continued**

During the year, the Foundation received services meeting these criteria from the District in the form of accounting and administrative services as well as use of facilities. The value of these services is not included in the financial statements as management believes the value is not material to the financial statements as a whole. The Foundation did not receive any other services during the year that met the criteria for recognition in these financial statements.

Volunteers also provided their time and performed a variety of tasks that assisted the Foundation with specific program services and fundraising. Although such donated services do not meet the criteria for recognition in the financial statements, they are essential to the success of the Foundation’s mission and programs.

**Income Taxes** The Foundation operates under Section 501(c)(3) of the *Internal Revenue Code* and Section 23701(d) of the *California Revenue and Taxation Code* and is exempt from federal and state income taxes. Accordingly, no provision for income taxes is included in the financial statements. In addition, the Foundation qualifies for the charitable contribution deduction under Section 170(b)(1)(A) and has been classified as an organization that is not a private foundation under Section 509(a)(2).

**NOTE 2 – CASH, CASH EQUIVALENTS AND INVESTMENTS**

The cash and cash equivalents are displayed on the statement of net position as follows:

	District	Foundation
Cash and cash equivalents	\$ 11,679,532	\$ 29,071
Restricted cash and cash equivalents	25,108,907	-
Investments	1,273,611	9,614,821
<b>Total Cash and Cash Equivalents</b>	<b>\$ 38,062,050</b>	<b>\$ 9,643,892</b>

The carrying amounts of the District’s and Foundation’s deposits are summarized as follows:

	District	Foundation
Cash in county treasury	\$ 34,788,037	\$ 9,178
Cash on hand and in banks	726,792	19,893
Cash with agency	1,273,610	-
<b>Total Deposits</b>	<b>\$ 36,788,439</b>	<b>\$ 29,071</b>

As provided for by *California Education Code*, Section 41001, a significant portion of the District’s cash balances of most funds is deposited with the Mendocino County Treasurer for the purpose of increasing interest earned through County investment activities. The County Treasury’s Pooled Money Investment account’s weighted average maturities was less than one year at June 30, 2023.

Copies of the County’s audited financial statements can be obtained from the Mendocino County Auditor-Controller’s Office, 501 Low Gap Road, Ukiah, California 95482.

**MENDOCINO-LAKE COMMUNITY COLLEGE DISTRICT**  
**NOTES TO THE FINANCIAL STATEMENTS**  
**JUNE 30, 2023**

---

**NOTE 2 – CASH, CASH EQUIVALENTS AND INVESTMENTS, continued**

The pooled treasury has regulatory oversight from the Mendocino County Treasury Oversight Committee in accordance with *California Government Code* requirements.

All cash held by financial institutions is collateralized by securities that are held by the broker or dealer, or by its trust department or agent, but not in the District's name. In addition, all of the District's bank balances at June 30, 2023, are insured.

**Investments**

The District's investment policy is consistent with *California Government Code* as it relates to investment vehicles. The District's investment policy authorizes investing in the following:

- Local Agency Investment Fund (LAIF)
- Mendocino County Treasury
- Time Certificates of Deposit further limited to:
  - \$100,000 per financial institution.
  - Financial institutions insured by:
    - Federal Savings and Loan Insurance Corporation and/or
    - Federal Deposit Insurance Corporation
  - Financial Institutions that are licensed
  - Financial Institutions with officers within California
  - Other high-quality investments as allowed by state law

**MENDOCINO-LAKE COMMUNITY COLLEGE DISTRICT**  
**NOTES TO THE FINANCIAL STATEMENTS**  
**JUNE 30, 2023**

---

**NOTE 2 – CASH, CASH EQUIVALENTS AND INVESTMENTS, continued**

The Foundation investment policy specifies the following allowable assets:

- Cash Equivalents:
  - Treasury Bills
  - Money Market Funds
  - Commercial Paper
  - Banker’s Acceptance
  - Repurchase Agreements
  - Certificates of Deposits
- Fixed Income Securities:
  - Common Stock
  - Convertible Notes and Bonds Convertible Preferred Stock
  - Stocks of Non U.S. Companies
- Mutual Funds
  - Mutual Funds which invest in securities allowed in this policy
- REIT’s (Real Estate Investment Trusts)

The Foundation’s policy limits investments in bonds to those rated BBB (or equivalent) or better, and commercial paper investments to those with A1 (or equivalent) or better ratings. Both of these limits can be overridden by approval of the Foundation’s Finance Committee. Money market funds selected shall contain securities whose credit ratings at the absolute minimum would be rated investment grade by Standard and Poor’s and/or Moody’s.

The District’s and Foundation’s investments are as follows:

	District	Foundation
Investment in LAIF	\$ 1,273,611	\$ -
Money market funds	-	3,761,489
Fixed income	-	2,218,860
Equities	-	3,538,326
Exchange traded funds	-	96,146
<b>Total Investments</b>	<b>\$ 1,273,611</b>	<b>\$ 9,614,821</b>

**MENDOCINO-LAKE COMMUNITY COLLEGE DISTRICT**  
**NOTES TO THE FINANCIAL STATEMENTS**  
**JUNE 30, 2023**

---

**NOTE 2 – CASH, CASH EQUIVALENTS AND INVESTMENTS, continued**

The District invests funds in the State Treasurer’s Pooled Money Investment Account (PMIA) through LAIF, a voluntary program created by statute in 1977. The PMIA has regulatory oversight from the Pooled Money Investment Board and an in-house investment committee. The Local Agency Investment Advisory Board has oversight of LAIF. The fair value of the District’s position in the pool is materially equivalent to the value of pool shares.

In accordance with authorized investment laws, LAIF invests in various structured notes and mortgage-backed securities, such as collateralized mortgage obligations. As of June 30, 2023, 1.25% of LAIF’s investment portfolio was invested in structured notes and other asset-backed securities. Copies can be obtained from the Local Agency Investment Fund, P.O. Box 942809, Sacramento, California 94209. PMIA’s weighted average maturity was 492.75 days at June 30, 2023.

**Interest Rate Risk**

Interest rate risk is the risk that changes in interest rates that will adversely affect the fair value of an investment. Generally, the longer the maturity of an investment, the greater the sensitivity its fair value is to changes in market interest rates. *California Government Code*, Section 53601, limits the District’s investments to maturities of five years.

**Credit Risk**

Credit risk is the risk that an issuer or other counterparty to an investment will not fulfill its obligation to the holder of the investment. This is measured by ratings assigned by nationally recognized organizations. The District’s investment policy addresses credit risk by limiting investment types as noted above to investments authorized by *California Government Code*. The District’s investment in the County investment pool and LAIF funds are unrated.

**Concentration of Credit Risk**

Concentration risk is defined as positions of 5% or more in the securities of a single issuer. The District’s investment policy allows investments in a single issuer greater than 5%. However, the District complies with *California Government Codes* related to the concentration of investments and there are no investments with any one issuer greater than 5% of total investments.

**Custodial Credit Risk**

Custodial credit risk is the risk that, in the event of the failure of the counterparty (e.g., financial institution, broker-dealer), the District will not be able to recover the value of its cash and investments or collateral securities that are in the possession of another party.

**MENDOCINO-LAKE COMMUNITY COLLEGE DISTRICT  
 NOTES TO THE FINANCIAL STATEMENTS  
 JUNE 30, 2023**

---

**NOTE 2 – CASH, CASH EQUIVALENTS AND INVESTMENTS, continued**

For deposits, the *California Government Code* requires California banks and savings and loan associations to secure the District’s deposits by pledging government securities as collateral. The market value of pledged securities must equal 110% of an entity’s deposits. California law also allows financial institutions to secure an entity’s deposits by pledging first trust deed mortgage notes having a value of 150% of an entity’s total deposits.

For investments, the District addresses this risk by limiting its investment types as noted above to investments authorized by *California Government Code*.

**Fair Value Measurements**

The District's and Foundation’s investment in LAIF and the County Treasurer's investment pool is measured at fair value. At June 30, 2023, the \$1,273,611 contained in LAIF and the \$34,788,037 contained in the County Treasurer's pool are valued using quoted prices for similar instruments in active markets and quoted prices for identical or similar instruments in markets that are not active (level 2 inputs).

**NOTE 3 – ACCOUNTS RECEIVABLE**

Accounts receivable consisted of the following:

Tuition and fees	\$ 1,246,963
Federal grants and contracts	449,190
State grants and contracts	67,661
State apportionment	1,108,660
State taxes and other revenues	450,369
Local and other revenue	72,908
<b>Total Account Receivables</b>	<u>\$ 3,395,751</u>

**MENDOCINO-LAKE COMMUNITY COLLEGE DISTRICT**  
**NOTES TO THE FINANCIAL STATEMENTS**  
**JUNE 30, 2023**

**NOTE 4 – RIGHT OF USE ASSETS**

The amount of lease assets by major class of underlying assets as of June 30, 2023, was as follows:

	Balance July 1, 2022	Additions	Deductions	Balance June 30, 2023
Intangible Right of Use Assets:				
Leased equipment	\$ 833,766	\$ -	\$ -	\$ 833,766
Leased buildings	140,443	-	-	140,443
Total Intangible Right of Use Assets	974,209	-	-	974,209
Less Accumulated Amortization				
Leased equipment	319,611	166,754	-	486,365
Leased buildings	23,003	28,088	-	51,091
Total Accumulated Amortization	342,614	194,843	-	537,456
<b>Intangible Right of Use Assets, net</b>	<b>\$ 631,595</b>	<b>\$(194,843)</b>	<b>\$ -</b>	<b>\$ 436,753</b>

**NOTE 5 – CAPITAL ASSETS**

Capital assets activity is summarized as follows:

	Balance July 01, 2022	Additions	Deductions	Balance June 30, 2023
Capital assets not being depreciated				
Land	\$ 7,545,440	\$ -	\$ -	\$ 7,545,440
Total capital assets not being depreciated	7,545,440	-	-	7,545,440
Capital assets being depreciated				
Buildings and improvements	113,485,191	211,409	-	113,696,600
Equipment	7,950,496	65,148	-	8,015,644
Total capital assets being depreciated	121,435,687	276,557	-	121,712,244
Total capital assets	128,981,127	276,557	-	129,257,684
Less: accumulated depreciation	51,075,052	2,356,065	-	53,431,117
<b>Net Capital Assets</b>	<b>\$ 77,906,075</b>	<b>\$ (2,079,508)</b>	<b>\$ -</b>	<b>\$ 75,826,567</b>

**Foundation**

As of June 30, 2023, the Foundation owns approximately 224 acres of real property which surrounds the main campus of Mendocino-Lake Community College District at 1000 Hensley Creek Road, Ukiah, California. In June 2017, the Foundation purchased one acre of land for \$25,000 and recorded the purchase as a capital asset at the original cost. The historical value of the property which will be retained for the future growth of the college is \$1,104,370.

**MENDOCINO-LAKE COMMUNITY COLLEGE DISTRICT**  
**NOTES TO THE FINANCIAL STATEMENTS**  
**JUNE 30, 2023**

---

**NOTE 6 – ACCOUNTS PAYABLE**

Accounts payable consisted of the following:

Vendor and other payables	\$ 911,314
Construction projects	1,275,659
State reduction in grant funding	3,065,800
Accrued interest	703,440
Accrued payroll and related liabilities	647,921
<b>Total Accounts Payable</b>	<b><u>\$ 6,604,134</u></b>

**NOTE 7 – UNEARNED REVENUE**

Unearned revenue consisted of advances from grantors and students including the following:

Tuition and fees	\$ 507,229
Trust accounts	231,176
EPA	2,166,034
State and local grants	10,757,190
<b>Total Unearned Revenue</b>	<b><u>\$ 13,661,629</u></b>

**MENDOCINO-LAKE COMMUNITY COLLEGE DISTRICT**  
**NOTES TO THE FINANCIAL STATEMENTS**  
**JUNE 30, 2023**

**NOTE 8 – LONG-TERM LIABILITIES**

The following is a summary of changes in long-term liabilities:

	Balance			Balance	Due Within
	July 01, 2022	Additions	Deductions	June 30, 2023	One Year
General obligation bonds					
General Obligation Bonds - Series B	\$ 20,250,457	\$ 905,359	\$ 18,600	\$ 21,137,216	\$ 44,674
2015 Refunding Bonds	12,460,000	-	1,165,000	11,295,000	1,315,000
2022 Refunding Bonds, Series A	13,040,000	-	170,000	12,870,000	-
2022 Refunding Bonds, Series B	49,312,733	943,993	-	50,256,726	80,000
Unamortized premium	728,306	-	24,866	703,441	-
Total long-term debt	95,791,496	1,849,352	1,378,466	96,262,383	1,439,674
Other long-term liabilities:					
Lease liability	652,509	-	193,531	458,978	212,877
Compensated absences	1,255,424	686,907	614,549	1,327,782	650,000
Total other long-term liabilities	1,907,933	686,907	808,080	1,786,760	862,877
<b>Total long-term liabilities</b>	<b>\$ 97,699,429</b>	<b>\$ 2,536,259</b>	<b>\$ 2,186,546</b>	<b>\$ 98,049,143</b>	<b>\$ 2,302,551</b>

Long-term liabilities consisted of the following obligations:

**GENERAL OBLIGATION BONDS**

2011 General Obligation Bonds, Series B, issued in the original amount of \$37,499,792, including current interest bonds and capital appreciation bonds. Final maturity is in 2051. Interest rate ranges from 2.00% to 11.75%.	\$ 21,137,216
2015 General Obligation Refunding Bonds, issued in the original amount of \$48,627,448, including current interest bonds and capital appreciation bonds. Final maturity is in 2051. Interest rate ranges from 2.00% to 5.25%.	11,295,000
2022 A General Obligation Refunding Bonds, issued in the original amount of \$13,040,000, including current interest bonds and capital appreciation bonds. Final maturity is in 2042. Interest rate ranges from 4.00% to 4.72%	12,870,000
2022 B General Obligation Refunding Bonds, issued in the original amount of \$49,312,733, including current interest bonds and capital appreciation bonds. Final maturity is in 2042. Interest rate ranges from 2.62% to 2.99%	50,256,726
Subtotal	95,558,942
Unamortized premium on general obligation bonds	703,441
Subtotal - General Obligation Bonds	96,262,383

**OTHER FINANCING**

Information Technology Network Upgrade, issued in the original amount of \$759,094. Final maturity in August 2025. Interest rate is 6.74%.	458,978
Total Other Financing	458,978
<b>Total Long-Term Debt</b>	<b>\$ 96,721,361</b>
Current portion	\$ 2,302,551
<b>Total Long-Term Debt - Current Portion</b>	<b>\$ 2,302,551</b>

**MENDOCINO-LAKE COMMUNITY COLLEGE DISTRICT**  
**NOTES TO THE FINANCIAL STATEMENTS**  
**JUNE 30, 2023**

---

**NOTE 8 – LONG-TERM LIABILITIES, continued**

The annual debt service requirements to maturity on the 2011 general obligation bonds, series B, are as follows:

<b>General Obligation Bonds - Series B</b>				
Fiscal Year	Principal	Interest	Accreted Interest	Total
2024	\$ 44,674	\$ 395,450	\$ 130,326	\$ 570,450
2025	67,180	395,450	227,820	690,450
2026	84,311	395,450	330,689	810,450
2027	99,682	741,375	450,318	1,291,375
2028	-	1,087,300	-	1,087,300
2029-2033	256,821	5,396,000	1,793,179	7,446,000
2034-2038	3,432,342	4,811,825	6,717,659	14,961,826
2039-2043	3,687,813	1,616,600	6,412,187	11,716,600
2044-2048	333,032	-	4,209,671	4,542,703
2049-2052	1,258,119	-	19,347,090	20,605,209
Accretion	11,873,242	-	(11,873,242)	-
Total	\$ 21,137,216	\$ 14,839,450	\$ 27,745,697	\$ 63,722,363

The annual debt service requirements to maturity on the 2015 general obligation refunding bonds are as follows:

<b>2015 Refunding</b>			
Fiscal Year	Principal	Interest	Total
2024	\$ 1,315,000	\$ 487,100	\$ 1,802,100
2025	1,475,000	417,350	1,892,350
2026	1,650,000	339,225	1,989,225
2027	1,835,000	252,100	2,087,100
2028	2,035,000	155,350	2,190,350
2029-2032	2,985,000	365,663	3,350,663
Total	\$ 11,295,000	\$ 2,016,788	\$ 13,311,788

**Accretion**

As of June 30, 2023, the General Obligation bonds, Series B, and the 2015 Refunding Bonds have been increased by \$905,359 and \$0, respectively, to include accumulated accretion of the capital appreciation bonds. Annual accretion is recognized as interest in the statement of activities.

**MENDOCINO-LAKE COMMUNITY COLLEGE DISTRICT**  
**NOTES TO THE FINANCIAL STATEMENTS**  
**JUNE 30, 2023**

---

**NOTE 8 – LONG-TERM LIABILITIES, continued**

The annual debt service requirements to maturity on the 2022 general obligation refunding bonds, series B, are as follows:

<b>2022 Refunding, Series B</b>				
Fiscal Year	Principal	Interest	Accreted Interest	Total
2024	\$ 80,000	\$ 584,025	\$ -	\$ 664,025
2025	85,000	581,905	-	666,905
2026	85,000	579,722	-	664,722
2027	90,000	577,474	-	667,474
2028	90,000	575,162	-	665,162
2029-2033	9,415,000	2,067,008	-	11,482,008
2034-2038	9,316,185	990,840	511,314	10,818,339
2039-2043	6,634,076	-	8,655,080	15,289,156
2044-2048	16,276,782	-	32,035,311	48,312,093
2049-2051	6,908,200	-	17,945,803	24,854,003
Accretion	1,276,483	-	(1,276,483)	1,276,483
<b>Total</b>	<b>\$ 50,256,726</b>	<b>\$ 5,956,136</b>	<b>\$ 57,871,025</b>	<b>\$ 115,360,370</b>

The annual debt service requirements to maturity on the 2022 general obligation refunding bonds are as follows:

<b>2022 Refunding, Series A</b>			
Fiscal Year	Principal	Interest	Total
2024	\$ -	\$ 386,100	\$ 386,100
2025	-	386,100	386,100
2026	-	386,100	386,100
2027	-	386,100	386,100
2028	-	386,100	386,100
2029-2033	-	1,930,500	1,930,500
2034-2038	-	1,930,500	1,930,500
2039-2042	12,870,000	1,156,800	14,026,800
<b>Total</b>	<b>\$ 12,870,000</b>	<b>\$ 6,948,300</b>	<b>\$ 19,818,300</b>

**Accretion**

As of June 30, 2023, the 2022 Refunding Bonds Series B have been increased by \$943,993, to include accumulated accretion of the capital appreciation bonds. Annual accretion is recognized as interest in the statement of activities.

**MENDOCINO-LAKE COMMUNITY COLLEGE DISTRICT  
NOTES TO THE FINANCIAL STATEMENTS  
JUNE 30, 2023**

---

**NOTE 8 – LONG-TERM LIABILITIES, continued**

**Refunded Debt**

In prior years, the District defeased general obligation bonds by placing the proceeds of the new bonds in an irrevocable trust account to provide for all future debt service payments on the old bonds. Accordingly, the trust account assets and the liability for the defeased bonds are not included in the District's financial statements.

The District recognized a financial statement loss of \$3,536,630 on the above refunding which is being amortized over the life of the new debt. The amortized balance as of June 30, 2023 is \$3,020,918.

**Leases**

The District has entered into agreements to lease certain equipment. The lease agreements qualify as other than short-term leases under GASB 87 and, therefore, have been recorded at the present value of the future minimum lease payments as of the date of their inception. The general terms are as follows:

Lease Type	Number of Contracts	Average Rate	Lease Terms	Average Annual Lease Payment
Equipment	2	4.00%	11/1/2021 to 11/1/2022	\$ 183,649
Buildings	2	4.00%	7/1/21 to 6/30/27	\$ 24,738

Future minimum lease payments on noncancellable leases at June 30, 2023 are as follows:

Fiscal year	Principal	Interest	Total
2024	\$ 200,607	\$ 12,270	\$ 212,877
2025	208,491	4,775	213,266
2026	44,939	384	45,323
2027	4,941	20	4,961
Total	\$ 458,978	\$ 17,449	\$ 476,427

**MENDOCINO-LAKE COMMUNITY COLLEGE DISTRICT  
NOTES TO THE FINANCIAL STATEMENTS  
JUNE 30, 2023**

---

**NOTE 9 – EMPLOYEE RETIREMENT SYSTEMS**

Qualified employees are covered under multiple-employer contributory retirement plans maintained by agencies of the State of California. Certificated employees are members of the California State Teachers’ Retirement System (CalSTRS), and Classified employees are members of the California Public Employees’ Retirement System (CalPERS).

For the fiscal year ending June 30, 2023, the District reported its proportionate share of the net pension liabilities, pension expense, deferred outflow of resources, and deferred inflow of resources for each of the above plans as follows:

Pension Plan	Collective Net Pension Liability	Collective Deferred Outflows of Resources	Collective Deferred Inflows of Resources	Collective Pension Expense
CalSTRS	\$ 9,768,150	\$ 3,103,902	\$ 2,269,872	\$ 735,910
CalPERS	17,956,629	6,224,458	446,783	2,587,829
Total	<u>\$ 27,724,779</u>	<u>\$ 9,328,360</u>	<u>\$ 2,716,655</u>	<u>\$ 3,323,739</u>

**California State Teachers’ Retirement System (CalSTRS)**

**Plan Description** Certificated employees of the District participate in the STRP, a cost-sharing multiple-employer public employee retirement system defined benefit pension plan administered by CalSTRS. Benefit provisions are established by state statute, as legislatively amended, within the State Teachers’ Retirement Law. CalSTRS issues publicly available financial reports that can be obtained at [www.calstrs.com](http://www.calstrs.com).

**Benefits Provided** The STRP provides retirement, disability, and survivor benefits to beneficiaries. Benefits are based on members’ final compensation, age, and years of service credit. Members hired on or before December 31, 2012, with five years of credited service are eligible for the normal retirement benefit at age 60. Members hired on or after January 1, 2013, with five years of credited service are eligible for the normal retirement benefit at age 62. The normal retirement benefit is equal to 2.0 percent of final compensation for each year of credited service.

The STRP is comprised of four programs: Defined Benefit Program, Defined Benefit Supplement Program, Cash Balance Benefit Program, and Replacement Benefits Program. The STRP holds assets for the exclusive purpose of providing benefits to members and beneficiaries of these programs. CalSTRS also uses plan assets to defray reasonable expenses of administering the STRP. Although CalSTRS is the administrator of the STRP, the State is the sponsor of the STRP and obligor of the trust. In addition, the State is both an employer and non-employer contributing entity to the STRP. The District contributes exclusively to the STRP Defined Benefit Program; thus disclosures are not included for the other plans.

**MENDOCINO-LAKE COMMUNITY COLLEGE DISTRICT  
NOTES TO THE FINANCIAL STATEMENTS  
JUNE 30, 2023**

---

**NOTE 9 – EMPLOYEE RETIREMENT SYSTEMS, continued**

**California State Teachers’ Retirement System (CalSTRS), continued**

STRP provisions and benefits in effect at June 30, 2023, are summarized as follows:

	STRP Defined Benefit Plan	
	On or before	On or after
Hire date	December 31, 2012	January 1, 2013
Benefit formula	2% at 60	2% at 62
Benefit vesting schedule	5 years of service	5 years of service
Benefit payments	Monthly for life	Monthly for life
Retirement age	60	62
Monthly benefits as a percentage of eligible compensation	2.0% - 2.4%	2.0% - 2.4%
Required employee contribution rate	10.25%	10.205%
Required employer contribution rate	19.10%	19.10%
Required state contribution rate	10.828%	10.828%

\*The rate imposed on CalSTRS 2% at 62 members assuming no change in the normal cost of benefits.

**Contributions** Required member, District, and State of California contribution rates are set by the California Legislature and Governor and detailed in Teachers' Retirement Law. The contribution rates are expressed as a level percentage of payroll using the entry age normal actuarial method. In accordance with AB 1469, employer contributions into CalSTRS will be increasing to a total of 19.1 percent of applicable member earnings phased over a seven-year period. The contribution rates for each plan for the year ended June 30, 2023, are presented above, and the District's total contributions were \$2,785,886.

**Pension Liabilities, Pension Expense, and Deferred Outflows of Resources and Deferred Inflows of Resources Related to Pensions** At June 30, 2023, the District reported a net pension liability for its proportionate share of the net pension liability that reflected a reduction for state pension support provided to the District. The amount recognized by the District as its proportionate share of the net pension liability, the related state support, and the total portion of the net pension liability that was associated with the District, were as follows:

District's proportionate share of the net pension liability	\$	9,768,150
State's proportionate share of the net pension liability associated with the District		4,891,919
Total	\$	<u>14,660,069</u>

The net pension liability was measured as of June 30, 2022. The District's proportion of the net pension liability was based on a projection of the District's long-term share of contributions to the pension plan relative to the projected contributions of all participating college districts and the State, actuarially determined. The District's proportionate share for the measurement periods of June 30, 2022 and June 30, 2021, was 0.014 percent and 0.013 percent, respectively.

**MENDOCINO-LAKE COMMUNITY COLLEGE DISTRICT  
NOTES TO THE FINANCIAL STATEMENTS  
JUNE 30, 2023**

---

**NOTE 9 – EMPLOYEE RETIREMENT SYSTEMS, continued**

**California State Teachers’ Retirement System (CalSTRS), continued**

For the year ended June 30, 2023, the District recognized pension expense of (\$735,910). In addition, the District recognized pension expense and revenue of \$2,587,829 for support provided by the State. At June 30, 2023, the District reported deferred outflows of resources and deferred inflows of resources related to pensions from the following sources:

	Deferred Outflows of Resources	Deferred Inflows of Resources
Difference between projected and actual earnings on plan investments	\$ -	\$ 477,991
Differences between expected and actual experience	8,013	732,287
Changes in assumptions	484,068	-
Net changes in proportionate share of net pension liability	711,766	1,059,594
District contributions subsequent to the measurement date	1,900,055	-
Total	<u>\$ 3,103,902</u>	<u>\$ 2,269,872</u>

The deferred outflows of resources related to pensions resulting from District contributions subsequent to the measurement date will be recognized as a reduction of the net pension liability in the subsequent fiscal year. The deferred outflows/(inflows) of resources related to pensions will be recognized as follows:

Year Ended June 30,	Deferred Outflows/(Inflows) of Resources
2024	\$ (345,042)
2025	(825,732)
2026	(484,868)
2027	724,471
2028	(101,256)
Thereafter	(33,598)
Total	<u>\$ (1,066,025)</u>

**MENDOCINO-LAKE COMMUNITY COLLEGE DISTRICT  
NOTES TO THE FINANCIAL STATEMENTS  
JUNE 30, 2023**

---

**NOTE 9 – EMPLOYEE RETIREMENT SYSTEMS, continued**

**California State Teachers’ Retirement System (CalSTRS), continued**

**Actuarial Assumptions** Total pension liability for STRP was determined by applying update procedures to a financial reporting actuarial valuation as of June 30, 2021 and rolling forward the total pension liability to June 30, 2022. The financial reporting actuarial valuation as of June 30, 2021, used the following methods and assumptions, applied to all prior periods included in the measurement:

Valuation date	June 30, 2021
Measurement date	June 30, 2022
Experience study	July 1, 2015, through June 30, 2018
Actuarial cost method	Entry Age Normal
Discount rate	7.10%
Investment rate of return	7.10%
Consumer price inflation	2.75%
Wage growth	3.50%

CalSTRS uses custom mortality tables to best fit the patterns of mortality among its members. These custom tables are based on RP2000 series tables adjusted to fit CalSTRS experience.

The long-term expected rate of return on pension plan investments was determined using a building-block method in which best estimate ranges of expected future real rates of return (expected returns, net of pension plan investment expense, and inflation) are developed for each major asset class. The best estimate ranges were developed using capital market assumptions from CalSTRS general investment consultant. Based on the model for CalSTRS consulting actuary investment practice, a best estimate range was determined assuming the portfolio is re-balanced annually and that the annual returns are lognormally distributed and independent from year to year to develop expected percentile for the long-term distribution of annualized returns.

The assumed asset allocation is based on board policy for target asset allocation in effect on February 2, 2012, the date the current experience study was approved by the board. Best estimates of 20-year geometric real rates of return and the assumed asset allocation for each major asset class used as input to develop the actuarial investment rate of return are summarized in the following table:

<b>Asset Class</b>	<b>Assumed Asset Allocation</b>	<b>Long-term Expected Real Rate of Return*</b>
Public Equity	42%	4.8%
Real Estate	15%	3.6%
Private Equity	13%	6.3%
Fixed Income	12%	1.3%
Risk Mitigating Strategies	10%	1.8%
Inflation Sensitive	6%	3.3%
Cash/Liquidity	2%	-0.4%
	100%	

\*20-year average

**MENDOCINO-LAKE COMMUNITY COLLEGE DISTRICT  
 NOTES TO THE FINANCIAL STATEMENTS  
 JUNE 30, 2023**

---

**NOTE 9 – EMPLOYEE RETIREMENT SYSTEMS, continued**

**California State Teachers’ Retirement System (CalSTRS), continued**

**Discount Rate** The discount rate used to measure the total pension liability was 7.10%. The projection of cash flows used to determine the discount rate assumed that contributions from plan members and employers were made at statutory contribution rates. Projected inflows from investment earnings were calculated using the long-term assumed investment rate of return (7.10%) and assumes that contributions, benefit payments, and administrative expenses occur midyear. Based on those assumptions, the STRP’s fiduciary net position was projected to be available to make all projected future benefit payments to current plan members. Therefore, the long-term assumed investment rate of return was applied to all periods of projected benefit payments to determine the total pension liability.

**Sensitivity of the District’s Proportionate Share of the Net Pension Liability to Changes in the Discount Rate** The following presents the District’s proportionate share of the net pension liability calculated using the discount rate of 7.10%, as well as the District’s proportionate share of the net pension liability if it was calculated using a discount rate that is one percentage point lower (6.10%) or one percentage point higher (8.10%) than the current rate:

	1% Decrease (6.10%)	Current Discount Rate (7.10%)	1% Increase (8.10%)
Plan's net pension liability	\$ 16,589,942	\$ 9,768,150	\$ 4,104,012

**Pension Plan Fiduciary Net Position** Detailed information about the pension plan’s fiduciary net position is available in CalSTRS’ separately issued Comprehensive Annual Financial Report (CAFR).

**MENDOCINO-LAKE COMMUNITY COLLEGE DISTRICT  
NOTES TO THE FINANCIAL STATEMENTS  
JUNE 30, 2023**

---

**NOTE 9 – EMPLOYEE RETIREMENT SYSTEMS, continued**

**California Public Employees’ Retirement System (CalPERS)**

**Plan Description** Qualified employees are eligible to participate in the School Employer Pool (SEP) and the Safety Risk Pool under CalPERS, a cost-sharing multiple-employer public employee retirement system defined benefit pension plan administered by CalPERS. Benefit provisions are established by State statutes, as legislatively amended, within the Public Employees’ Retirement Law.

A full description of the pension plans regarding benefit provisions, assumptions (for funding, but not accounting purposes), and membership information is listed in the June 30, 2021, annual actuarial valuation reports, Schools Pool Actuarial Valuation, and the Risk Pool Actuarial Valuation Report, Safety. These report(s) and CalPERS audited financial information are publically available reports that can be found on the CalPERS website under Forms and Publications at: <https://www.calpers.ca.gov/page/forms-publications>.

**Benefits Provided** CalPERS provides service retirement and disability benefits, annual cost of living adjustments, and death benefits to plan members who must be public employees and beneficiaries. Benefits are based on years of service credit, a benefit factor, and the member’s final compensation. Members hired on or before December 31, 2012, with five years of total service are eligible to retire at age 50 with statutorily reduced benefits. Members hired on or after January 1, 2013, with five years of total service are eligible to retire at age 52 with statutorily reduced benefits. All members are eligible for non-duty disability benefits after five years of service. The Basic Death Benefit is paid to any member’s beneficiary if the member dies while actively employed. An employee’s eligible survivor may receive the 1957 Survivor Benefit if the member dies while actively employed, is at least age 50 (or age 52 for members hired on or after January 1, 2013), and has at least five years of credited service. The cost of living adjustments for each plan are applied as specified by the Public Employees’ Retirement Law.

The CalPERS provisions and benefits in effect at June 30, 2023, are summarized as follows:

	School Employer Pool (CalPERS)	
	On or before December 31, 2012	On or after January 1, 2013
Hire date	December 31, 2012	January 1, 2013
Benefit formula	2% at 55	2% at 62
Benefit vesting schedule	5 years of service	5 years of service
Benefit payments	Monthly for life	Monthly for life
Retirement age	55	62
Monthly benefits as a percentage of eligible compensation	1.1% - 2.5%	1.0% - 2.5%
Required employee contribution rate	7.00%	7.00%
Required employer contribution rate	25.37%	25.37%

**MENDOCINO-LAKE COMMUNITY COLLEGE DISTRICT  
NOTES TO THE FINANCIAL STATEMENTS  
JUNE 30, 2023**

---

**NOTE 9 – EMPLOYEE RETIREMENT SYSTEMS, continued**

**California Public Employees’ Retirement System (CalPERS), continued**

**Contributions** Section 20814(c) of the California Public Employees' Retirement Law requires that the employer contribution rates for all public employers be determined on an annual basis by the actuary and shall be effective on July 1 following notice of a change in the rate. Total plan contributions are calculated through the CalPERS annual actuarial valuation process. The actuarially determined rate is the estimated amount necessary to finance the costs of benefits earned by employees during the year, with an additional amount to finance any unfunded accrued liability. The District is required to contribute the difference between the actuarially determined rate and the contribution rate of employees. The contribution rates are expressed as a percentage of annual payroll. The contribution rates for each plan for the year ended June 30, 2023, are presented above, and the total District contributions were \$2,191,696.

**Pension Liabilities, Pension Expense, and Deferred Outflows of Resources and Deferred Inflows of Resources Related to Pensions** As of June 30, 2023, the District reported net pension liabilities for its proportionate share of the CalPERS net pension liability totaling \$17,956,629. The net pension liability was measured as of June 30, 2022. The District’s proportion of the net pension liability was based on a projection of the District’s long-term share of contributions to the pension plan relative to the projected contributions of all participating college districts, actuarially determined. The District’s proportionate share for the measurement periods of June 30, 2022 and June 30, 2021, was 0.052 percent and 0.052 percent, respectively, resulting no change.

For the year ended June 30, 2023, the District recognized pension expense of \$2,587,829. At June 30, 2023, the District reported deferred outflows of resources and deferred inflows of resources related to pensions from the following sources:

	Deferred Outflows of Resources	Deferred Inflows of Resources
Difference between projected and actual earnings on plan investments	\$ 2,120,189	\$ -
Differences between expected and actual experience	81,153	446,783
Net changes in proportionate share of net pension liability	503,090	-
District contributions subsequent to the measurement date	2,191,696	-
Total	\$ 6,224,458	\$ 446,783

**MENDOCINO-LAKE COMMUNITY COLLEGE DISTRICT**  
**NOTES TO THE FINANCIAL STATEMENTS**  
**JUNE 30, 2023**

---

**NOTE 9 – EMPLOYEE RETIREMENT SYSTEMS, continued**

**California Public Employees’ Retirement System (CalPERS), continued**

The deferred outflows of resources related to pensions resulting from District contributions subsequent to the measurement date will be recognized as a reduction of the net pension liability in the subsequent fiscal year. The deferred outflows/(inflows) of resources related to pensions will be recognized as follows:

Year Ended June 30,	Deferred Outflows/(Inflows) of Resources
2024	\$ 955,774
2025	840,396
2026	467,971
2027	1,321,838
Total	<u>\$ 3,585,979</u>

**Actuarial Assumptions** Total pension liability for the SEP was determined by applying update procedures to a financial reporting actuarial valuation as of June 30, 2021 and rolling forward the total pension liability to June 30, 2022. The financial reporting actuarial valuation as of June 30, 2021, used the following methods and assumptions, applied to all prior periods included in the measurement:

Valuation date	June 30, 2021
Measurement date	June 30, 2022
Experience study	July 1, 1997, through June 30, 2015
Actuarial cost method	Entry Age Normal
Discount rate	6.90%
Investment rate of return	6.90%
Consumer price inflation	2.50%
Wage growth	Varies by entry age and service

Mortality assumptions are based on mortality rates resulting from the most recent CalPERS experience study adopted by the CalPERS Board. For purposes of the post-retirement mortality rates, those revised rates include five years of projected ongoing mortality improvement using Scale AA published by the Society of Actuaries.

In determining the long-term expected rate of return, CalPERS took into account both short-term and long-term market return expectations, as well as the expected pension fund cash flows. Using historical returns of all the funds' asset classes, expected compound returns were calculated over the short-term (first ten years) and the long-term (11-60 years) using a building-block approach. Using the expected nominal returns for both short-term and long-term, the present value of benefits was calculated for each fund.

**MENDOCINO-LAKE COMMUNITY COLLEGE DISTRICT  
NOTES TO THE FINANCIAL STATEMENTS  
JUNE 30, 2023**

---

**NOTE 9 – EMPLOYEE RETIREMENT SYSTEMS, continued**

**California Public Employees’ Retirement System (CalPERS), continued**

The expected rate of return was set by calculating the single equivalent expected return that arrived at the same present value of benefits for cash flows as the one calculated using both short-term and long-term returns.

The expected rate of return was then set equivalent to the single equivalent rate calculated above and rounded down to the nearest one quarter of one percent. The target asset allocation and best estimates of arithmetic real rates of return for each major asset class are summarized in the following table:

<b>Asset Class*</b>	<b>Assumed Asset Allocation</b>	<b>Real Return Years 1 - 10**</b>
Global Equity - cap-weighted	30%	4.45%
Global Equity non-cap-weighted	12%	3.84%
Private Equity	13%	7.28%
Treasury	5%	0.27%
Mortgage-backed Securities	5%	0.50%
Investment Grade Corporates	10%	1.56%
High Yield	5%	2.27%
Emerging Market Debt	5%	2.48%
Private Debt	5%	3.57%
Real Assets	15%	3.21%
Leverage	-5%	-0.59%
	100%	

\*An expected inflation of 2.30% used for this period.

\*\*Figures are based on the 2021-22 Asset Liability Management study.

**Discount Rate** The discount rates used to measure the total pension liability was 6.90%. To determine whether the municipal bond rate should be used in the calculation of a discount rate, the amortization and smoothing periods recently adopted by the CalPERS Board were used. Projections of expected benefit payments and contributions were performed to determine if the assets would run out. The test revealed the assets would not run out. Therefore, the long-term expected rate of return on pension plan investments was applied to all periods of projected benefit payments to determine the total pension liabilities.

**MENDOCINO-LAKE COMMUNITY COLLEGE DISTRICT  
NOTES TO THE FINANCIAL STATEMENTS  
JUNE 30, 2023**

---

**NOTE 9 – EMPLOYEE RETIREMENT SYSTEMS, continued**

**California Public Employees’ Retirement System (CalPERS), continued**

**Sensitivity of the District’s Proportionate Share of the Net Pension Liability to Changes in the Discount Rate** The following presents the District’s proportionate share of the net pension liability calculated using the discount rate of 6.90%, as well as the District’s proportionate share of the net pension liability if it was calculated using a discount rate that is one percentage point lower (5.90%) or one percentage point higher (7.90%) than the current rate:

	1% Decrease Decrease (5.90%)	Current Discount Rate Discount Rate (6.90%)	1% Increase Increase (7.90%)
Plan's net pension liability	\$ 25,939,260	\$ 17,956,629	\$ 11,359,278

**Pension Plan Fiduciary Net Position** Detailed information about the pension plan’s fiduciary net position is available in CalPERS’ separately issued Comprehensive Annual Financial Report (CAFR).

**NOTE 10 – STATE AND FEDERAL ALLOWANCES, AWARDS, AND GRANTS**

The District has received state and federal funds for specific purposes that are subject to review and audit by the grantor agencies. Although such audits could generate expenditure disallowance under terms of the grants, management believes that any required reimbursements will not be material.

**MENDOCINO-LAKE COMMUNITY COLLEGE DISTRICT**  
**NOTES TO THE FINANCIAL STATEMENTS**  
**JUNE 30, 2023**

---

**NOTE 11 – RISK MANAGEMENT**

The District is exposed to various risks of loss related to torts; theft of, damage to, and destruction of assets; errors and omissions; injuries to employees; and natural disasters. The District provides for these risks through combinations of self-insurance mechanisms and the purchase of commercial insurance.

The District is a member of the Northern California Community Colleges Self-Insurance Authority (NCCCSIA), a joint powers authority (JPA), for purpose of establishing, operating and maintaining programs for risk pooling, insurance and risk management for liability, property and workers’ compensation. The membership includes 11 community college districts throughout Northern California. NCCCSIA self-insures its liability and property exposures through the Statewide Association of Community Colleges Joint Power Authority (SWACC) and Schools Association for Excess Risk (SAFER) and its worker’s compensation exposures through the Protected Insurance Program for Schools and Community Colleges Joint Power Authority (PIPS).

Member contributions are based on rates established by the JPA’s Board of Directors. The Board sets member contribution rates based on actual historical loss experience statistics. Experience modification factors are computed for each member based on the guidelines of the Workers’ Compensation Insurance Rating Bureau of California.

The JPA’s are independently accountable for their fiscal matters, and such, are not component units of the District for financial reporting purposes. The settled claims resulting from these programs have not exceeded insurance coverage in any of the past three fiscal years.

The JPA’s that are listed above are audited annually by independent auditors and are reviewed periodically by the District.

**NOTE 12 – POSTEMPLOYMENT BENEFITS OTHER THAN PENSION BENEFITS (OPEB)**

The District provides postemployment healthcare benefits for retired employees in accordance with negotiated contracts with the various bargaining units of the District.

For the fiscal year ended June 30, 2023, the District reported net OPEB liability (asset), deferred outflows of resources, deferred inflows of resources, and OPEB expense for the following plans:

OPEB Plan	Net OPEB Liability (Asset)	Deferred Outflows of Resources	Deferred Inflows of Resources	OPEB Expense (Benefit)
District Plan	\$ 4,920,756	\$ 97,115	\$ 1,161,663	\$ (68,889)

**MENDOCINO-LAKE COMMUNITY COLLEGE DISTRICT  
 NOTES TO THE FINANCIAL STATEMENTS  
 JUNE 30, 2023**

---

**NOTE 12 – POSTEMPLOYMENT BENEFITS OTHER THAN PENSION BENEFITS (OPEB), continued**

**Plan Description**

The Mendocino-Lake Community College District Health Plan (Plan) provides medical, dental, vision and prescription insurance benefits to eligible retirees and their spouses. The following is a summary of the current retiree benefit plan:

	Certificated	Classified	Management
Benefit types provided	Medical, dental and vision	Medical, dental and vision	Medical, dental and vision
Duration of Benefits	To age 65	To age 65	To age 65
Required Service	20 years	20 years	20 years
Minimum Age	55	55	55
Dependent Coverage	Yes	Yes	Yes
College Contribution %	100%	100%	100%
College Cap	None	None	None

\*Those hired prior to July 1, 2011 qualify for District-paid retiree benefits after 15 years of service.

**Funding Policy**

The contribution requirements are established and may be amended by the District and the District’s bargaining units. The required contribution is based on projected pay-as-you-go financing requirements with an additional amount to prefund benefits as determined annually. For the year ended June 30, 2023, the District contributed \$393,346 to the Plan.

**Employees Covered by Benefit Term**

The following is a table of plan participants at June 30, 2023:

	Number of Participants
Inactive Employees Receiving Benefits	20
Active Employees	127
	<u>147</u>

**MENDOCINO-LAKE COMMUNITY COLLEGE DISTRICT**  
**NOTES TO THE FINANCIAL STATEMENTS**  
**JUNE 30, 2023**

---

**NOTE 12 – POSTEMPLOYMENT BENEFITS OTHER THAN PENSION BENEFITS (OPEB), continued**

**Actuarial Assumptions**

The total OPEB liability in the June 30, 2022 actuarial valuation was determined using the following actuarial assumptions, applied to all periods included in the measurement, unless otherwise specified:

Valuation date	June 30, 2022
Measurement date	June 30, 2023
Fiscal year	July 1st to June 30th
Actuarial cost methods	Entry age normal cost method
Inflation rate	2.50%
Investment rate of return	3.54%
Salary Increase	2.75%
Healthcare cost trend rate	4.00%

**Changes in the Net OPEB Liability**

	Increase/(Decrease)		
	Total OPEB Liability	Total Fiduciary Net Position	Net OPEB Liability
	(a)	(b)	(a) - (b)
Balance July 1, 2022	\$ 4,914,261	\$ -	\$ 4,914,261
Changes for the year:			
Service cost	265,868	-	265,868
Interest	171,708	-	171,708
Employee contributions	-	393,346	(393,346)
Changes in assumptions	(37,735)	-	(37,735)
Expected benefit payments	(393,346)	(393,346)	-
Net change	6,495	-	6,495
Balance June 30, 2023	\$ 4,920,756	\$ -	\$ 4,920,756

**MENDOCINO-LAKE COMMUNITY COLLEGE DISTRICT  
NOTES TO THE FINANCIAL STATEMENTS  
JUNE 30, 2023**

---

**NOTE 12 – POSTEMPLOYMENT BENEFITS OTHER THAN PENSION BENEFITS (OPEB), continued**

**Deferred Outflows of Resources and Deferred Inflows of Resources Related to OPEB**

For the year ended June 30, 2023, the District recognized OPEB expense of (\$68,889). At June 30, 2023, the District reported deferred outflows or resources and deferred inflow of resources related to OPEB from the following sources:

	<u>Deferred Outflows of Resources</u>	<u>Deferred Inflows of Resources</u>
Differences between expected and actual experience	\$ -	\$ 1,161,663
Change in assumptions	97,115	-
	<u>\$ 97,115</u>	<u>\$ 1,161,663</u>

Amounts reported as deferred outflows and deferred inflows of resources will be recognized in OPEB expense as follows:

<u>Year Ended June 30,</u>	<u>Deferred Outflows/(Inflows) of Resources</u>
2024	\$ (113,119)
2025	(113,119)
2026	(113,119)
2027	(113,119)
2028	(113,119)
Thereafter	(498,953)
Total	<u>\$ (1,064,548)</u>

**MENDOCINO-LAKE COMMUNITY COLLEGE DISTRICT  
 NOTES TO THE FINANCIAL STATEMENTS  
 JUNE 30, 2023**

---

**NOTE 12 – POSTEMPLOYMENT BENEFITS OTHER THAN PENSION BENEFITS (OPEB), continued**

**Sensitivity of the net pension liability to assumptions**

The following presents the net OPEB liability calculated using the discount rate of 3.54 percent. The schedule also shows what the net OPEB liability would be if it were calculated using a discount rate that is 1 percent lower (2.54 percent) and 1 percent higher (4.54 percent):

	Discount Rate 1% Lower (2.54%)	Current Discount Rate 3.54%	Discount Rate 1% Higher (4.54%)
Net OPEB liability (Asset)	\$ 5,239,605	\$ 4,920,756	\$ 4,628,768

The following table presents the net OPEB liability calculated using the health care cost trend rate of 4.00 percent. The schedule also shows what the net OPEB liability would be if it were calculated using a health care cost trend rate that is 1 percent lower (3.00 percent) and 1 percent higher (5.00 percent):

	Trend Rate 1% Lower (3.00%)	Healthcare Cost Trend Rate (4.00%)	Trend Rate 1% Higher (5.00%)
Net OPEB liability (Asset)	\$ 4,434,965	\$ 4,920,756	\$ 5,482,765

**NOTE 13 – COMMITMENTS**

The District has no outstanding construction commitments for the year ending June 30, 2023.

**MENDOCINO-LAKE COMMUNITY COLLEGE DISTRICT**  
**NOTES TO THE FINANCIAL STATEMENTS**  
**JUNE 30, 2023**

---

**NOTE 14 – NEW ACCOUNTING PRONOUNCEMENTS**

The Governmental Accounting Standards Board (GASB) has issued several pronouncements that may impact future financial presentations. Management has not currently determined what, if any, impact implementation of the following statements may have on the financial statements of the District.

**GASB Statement No. 96** – Subscription-Based Information Technology Arrangements. This Statement provides guidance on the accounting and financial reporting for subscription based information technology arrangements (SBITAs) for government end users (governments). Under this Statement, a government generally should recognize a right-to-use subscription asset—an intangible asset—and a corresponding subscription liability. A government should recognize the subscription liability at the commencement of the subscription term, which is when the subscription asset is placed into service. The statement is effective for fiscal year 2022-23. The District has implemented GASB Statement No. 96 for the year ending June 30, 2023.

**GASB Statement No. 91** – In May 2019, GASB issued Statement No. 91, Conduit Debt Obligations. This standard’s primary objectives are to provide a single method of reporting conduit debt obligations by issuers and eliminate diversity in practice associated with (1) commitments extended by issuers, (2) arrangements associated with conduit debt obligations, and (3) related note disclosures. The statement was postponed by GASB Statement No. 95 and is effective for periods beginning after December 15, 2021. The District has not yet determined the impact on the financial statements.

**GASB Statement No. 99** – In April 2022, GASB issued Statement No. 99, Omnibus 2022. The objectives of this statement are to enhance comparability in accounting and financial reporting and to improve the consistency of authoritative literature by addressing (1) practice issues that have been identified during implementation and application of certain GASB Statements and (2) accounting and financial reporting for financial guarantees. The statement addresses various practice issues, including: (a) clarification of provisions in Statement No. 87, Leases, as amended, related to the determination of the lease term, classification of a lease as a short-term lease, recognition and measurement of a lease liability and a lease asset, and identification of lease incentives, (b) disclosures related to nonmonetary transactions; clarification of provisions in Statement No. 34, Basic Financial Statements—and Management’s Discussion and Analysis—for State and Local Governments, as amended, related to the focus of the government-wide financial statements, (c) terminology updates related to certain provisions of Statement No. 63, Financial Reporting of Deferred Outflows of Resources, Deferred Inflows of Resources, and Net Position, and (d) terminology used in Statement 53 to refer to resource flows statements. A portion of this statement was effective upon issuance, while the remaining portions of this statement were effective for periods beginning after June 15, 2022 and for periods beginning after June 15, 2023. The District has implemented the requirements that were effective upon issuance but has not yet determined the impact on the financial statements for the requirements of this statement that are not yet effective.

**GASB Statement No. 100** – In June 2022, GASB issued Statement No. 100, Accounting Changes and Error Corrections – an amendment of GASB Statement No. 62. The primary objective of this statement is to enhance accounting and financial reporting requirements for accounting changes and error corrections to provide more understandable, reliable, relevant, consistent, and comparable information for making decisions or assessing accountability. This statement is effective for periods beginning after June 15, 2023. The District has not yet determined the impact on the financial statements.

**MENDOCINO-LAKE COMMUNITY COLLEGE DISTRICT  
NOTES TO THE FINANCIAL STATEMENTS  
JUNE 30, 2023**

---

**NOTE 15 –NET ASSETS WITH DONOR RESTRICTIONS – FOUNDATION**

Net assets with donor restrictions included the following:

	<b>Net Assets without Donor Restrictions</b>	<b>Net Assets with Donor Restrictions</b>	<b>Total</b>
Foundation Trust Fund	\$ 5,612,019	\$ 458,453	\$ 6,070,472
Evelyn Foote Fund	-	1,338,465	1,338,465
Halliday Fund	-	248,491	248,491
Salmen Fund	-	51,707	51,707
Perpetual Fund	-	773,997	773,997
AAFG Fund	60,430	697,763	758,193
Bogner Fund	-	51,890	51,890
Coast Center Fund	-	285,421	285,421
Elwood	-	36,185	36,185
Gift Annuity Fund	-	210,059	210,059
<b>Total Endowment of June 30, 2023</b>	<b>\$ 5,672,449</b>	<b>\$ 4,152,431</b>	<b>\$ 9,824,880</b>
<b>Endowment Net Assets - Beginning of Year</b>	<b>\$ 5,682,805</b>	<b>\$ 3,935,419</b>	<b>\$ 9,618,224</b>
Contributions	18,149	533,960	552,109
Interest and Dividends	144,128	85,055	229,183
Net realized and unrealized gains	172,064	89,462	261,526
Amounts appropriated for expenditures	(344,697)	(491,465)	(836,162)
<b>Endowment Net Assets - End of Year</b>	<b>\$ 5,672,449</b>	<b>\$ 4,152,431</b>	<b>\$ 9,824,880</b>

From time to time, the fair value of assets associated with individual donor designated endowment funds may fall below the level the donor requires the Foundation to retain, over the long term, as a fund of perpetual duration. There were no deficiencies of this nature at June 30, 2023.

**MENDOCINO-LAKE COMMUNITY COLLEGE DISTRICT**  
**NOTES TO THE FINANCIAL STATEMENTS**  
**JUNE 30, 2023**

---

**NOTE 16 – FAIR VALUE MEASUREMENTS – FOUNDATION**

Following is a description of the valuation methodologies used for assets measured at fair value. There have been no changes in the methodologies used during the year ended June 30, 2023.

*Money Market Funds:* These assets are valued at the net asset value (NAV), generally \$1 per share, and are reported on the active market on which securities are traded.

*Equity Securities, and Exchange Traded Funds:* Each investor will typically receive units of participation or shares. These shares are valued daily, based on the underlying securities owned, and are usually publicly traded equity securities. Equity securities are instruments that signify an ownership position in a corporation and represents a claim on its proportional share in the Foundation's assets and profits. Ownership is determined by the number of shares an investor owns divided by the total number of shares outstanding. Equity securities, and exchange traded funds are valued daily based on the closing market price in the active exchange markets.

*Bonds:* Corporate, municipal bonds and U.S. treasury bonds are generally valued by a computerized pricing service or, for less actively traded issues, by utilizing a yield-based matrix system to arrive at an estimated market value. Each bond series has a unique set of variables including coupon payment, number of payments, interest rate, and the maturity value. These factors are used to determine the estimated market value and can be determined daily.

The methods described above may produce a fair value calculation that may not be indicative of net realizable value or reflective of future fair values. Furthermore, while the Foundation believes its valuation methods are appropriate and consistent with other market participants, the use of different methodologies or assumptions to determine the fair value of certain financial instruments could result in a different fair value measurement at the reporting date.

Fair values of assets measured on a recurring basis are as follows:

	Fair Value	Level 1	Level 2	Level 3
Money market deposit	\$ 3,761,489	\$ 3,761,489	\$ -	\$ -
US treasury bonds	1,096,076	-	1,096,076	-
Corporate bonds	1,070,881	-	1,070,881	-
Municipal bonds	51,904	-	51,904	-
Exchange traded funds:	96,146	96,146	-	-
Equity securities	3,538,325	3,538,325	-	-
Total	\$ 9,614,821	\$ 7,395,960	\$ 2,218,861	\$ -

**MENDOCINO-LAKE COMMUNITY COLLEGE DISTRICT  
NOTES TO THE FINANCIAL STATEMENTS  
JUNE 30, 2023**

---

**NOTE 17 – SUBSEQUENT EVENT**

Management determined the following subsequent events occurred from June 30, 2023 to November 19, 2023 the date of the financial statements. The District initiated the construction of an Emergency Access Road on Foundation land to establish a secondary route for the college and first responders to use in emergency situations. The Foundation generously contributed \$150,000 towards the road's construction, with the remaining funds sourced from the general fund reserves. Given that a majority of the road's construction was completed after July 1, 2023, the District has classified the Emergency Access Road Project as a construction in Progress (CIP). A majority of the Emergency Access Road has been completed as of October 2023, the formal "Notice of Completion" is anticipated to be signed in December 2023.

A segment of the roads on the Ukiah campus and the entire parking lot were recently repaved by the District. Since more than half of the road construction was finalized after July, 1, 2023, the District has classified the Road and Paving Project as construction in progress (CIP). The formal "Notice of Completion" for this project was filed by the District in August 2023.

---

---

## **REQUIRED SUPPLEMENTARY INFORMATION**

---

---

**MENDOCINO-LAKE COMMUNITY COLLEGE DISTRICT  
SCHEDULE OF CHANGES IN THE NET OPEB LIABILITY AND RELATED RATIOS  
FOR THE YEAR ENDING JUNE 30, 2023**

	2023	2022	2021	2020	2019	2018
Total OPEB liability						
Service cost	\$ 265,868	\$ 285,871	\$ 276,547	\$ 361,817	\$ 335,840	\$ 326,852
Interest	171,708	121,146	121,460	212,069	202,697	216,872
Changes of assumptions	(37,735)	(433,161)	21,728	561,104	150,699	-
Benefit payments	(393,346)	(298,444)	(374,917)	(401,696)	(467,154)	(469,912)
Net change in total OPEB liability	6,495	(700,658)	44,818	(508,967)	222,082	73,812
Total OPEB liability, beginning of year	4,914,261	5,614,919	5,570,101	6,079,068	5,856,986	5,783,174
Total OPEB liability, end of year (a)	\$ 4,920,756	\$ 4,914,261	\$ 5,614,919	\$ 5,570,101	\$ 6,079,068	\$ 5,856,986
Plan fiduciary net position						
Employer contributions	\$ 393,346	\$ 298,444	\$ 374,917	\$ 401,696	\$ 467,154	\$ 469,912
Expected benefit payments	(393,346)	(298,444)	(374,917)	(401,696)	(467,154)	(469,912)
Change in plan fiduciary net position	-	-	-	-	-	-
Fiduciary trust net position, beginning of year	-	-	-	-	-	-
Fiduciary trust net position, end of year (b)	\$ -	\$ -	\$ -	\$ -	\$ -	\$ -
Net OPEB liability (asset), ending (a) - (b)	\$ 4,920,756	\$ 4,914,261	\$ 5,614,919	\$ 5,570,101	\$ 6,079,068	\$ 5,856,986
Covered payroll	\$ 15,841,183	\$ 14,666,378	\$ 13,866,135	\$ 11,315,722	\$ 13,042,515	\$ 11,315,722
Plan fiduciary net position as a percentage of the total OPEB liability (asset)*	0%	0%	0%	0%	0%	0%
Net OPEB liability (asset) as a percentage of covered payroll	31.06%	33.51%	40.49%	49.22%	46.61%	52%

*\*The District's OPEB Plan is not administered through a trust and contributions are not made based on a measure of pay; therefore, no measure of payroll is presented.*

*Note: In the future, as data becomes available, ten years of information will be presented.*

**MENDOCINO-LAKE COMMUNITY COLLEGE DISTRICT  
SCHEDULE OF CONTRIBUTIONS - OPEB  
FOR THE YEAR ENDING JUNE 30, 2023**

---

	2023	2022	2021	2020	2019	2018
Actuarially expected contribution	\$ 393,346	\$ 298,444	\$ 348,502	\$ 401,696	\$ 467,154	\$ 469,912
Contributions in relations to the actuarially determined contribution	393,346	298,444	348,502	401,696	467,154	469,912
Contribution deficiency (excess)	\$ -	\$ -	\$ -	\$ -	\$ -	\$ -
Covered payroll	\$ 15,841,183	\$ 14,666,378	\$ 13,866,135	\$ 11,315,722	\$ 13,042,515	\$ 11,315,722
Contribution as a percentage of covered payroll	2.48%	2.03%	2.51%	3.55%	3.58%	4.15%

*Note: In the future, as data becomes available, ten years of information will be presented.*

**MENDOCINO-LAKE COMMUNITY COLLEGE DISTRICT**  
**SCHEDULE OF PROPORTIONATE SHARE OF THE NET PENSION LIABILITY**  
**FOR THE YEAR ENDING JUNE 30, 2023**

	Reporting Fiscal Year (Measurement Date)				
	2023 (2022)	2022 (2021)	2021 (2020)	2020 (2019)	2019 (2018)
CalSTRS					
District's proportion of the net pension liability	0.014%	0.013%	0.015%	0.016%	0.015%
District's proportionate share of the net pension liability	\$ 9,768,150	\$ 5,732,170	\$ 14,697,215	\$ 14,147,254	\$ 14,177,930
State's proportionate share of the net pension liability associated with the District	4,891,919	2,884,266	7,576,354	7,718,333	8,117,919
Total	\$ 14,660,069	\$ 8,616,436	\$ 22,273,569	\$ 21,865,587	\$ 22,295,849
District's covered - employee payroll	\$ 8,910,526	\$ 7,984,848	\$ 8,054,557	\$ 8,511,873	\$ 12,426,819
District's proportionate Share of the net pension liability as percentage of covered-employee payroll	110%	72%	182%	166%	114%
Plan fiduciary net position as a percentage of the total pension liability	81%	87%	72%	73%	71%
	Reporting Fiscal Year (Measurement Date)				
	2023 (2022)	2022 (2021)	2021 (2020)	2020 (2019)	2019 (2018)
CalPERS					
District's proportion of the net pension liability	0.052%	0.052%	0.049%	0.048%	0.048%
District's proportionate share of the net pension liability	\$ 17,956,629	\$ 10,486,435	\$ 14,969,423	\$ 13,966,039	\$ 12,750,023
District's covered - employee payroll	\$ 7,890,310	\$ 6,826,175	\$ 7,290,870	\$ 6,673,187	\$ 6,881,613
District's proportionate Share of the net pension liability as percentage of covered-employee payroll	228%	154%	205%	209%	185%
Plan fiduciary net position as a percentage of the total pension liability	70%	81%	70%	70%	71%

*Note: In the future, as data becomes available, ten years of information will be presented.*

**MENDOCINO-LAKE COMMUNITY COLLEGE DISTRICT  
SCHEDULE OF PROPORTIONATE SHARE OF THE NET PENSION LIABILITY  
FOR THE YEAR ENDING JUNE 30, 2023**

	Reporting Fiscal Year (Measurement Date)			
	2018 (2017)	2017 (2016)	2016 (2015)	2015 (2014)
CaSTRS				
District's proportion of the net pension liability	0.015%	0.016%	0.017%	0.017%
District's proportionate share of the net pension liability	\$ 13,817,755	\$ 12,940,960	\$ 10,221,995	\$ 9,237,911
State's proportionate share of the net pension liability associated with the District	8,174,534	4,694,980	3,959,197	3,740,260
Total	\$ 21,992,289	\$ 17,635,940	\$ 14,181,192	\$ 12,978,171
District's covered - employee payroll	\$ 6,003,471	\$ 5,596,892	\$ 5,286,430	\$ 5,286,430
District's proportionate Share of the net pension liability as percentage of covered-employee payroll	230%	231%	193%	175%
Plan fiduciary net position as a percentage of the total pension liability	69%	70%	74%	77%

	Reporting Fiscal Year (Measurement Date)			
	2018 (2017)	2017 (2016)	2016 (2015)	2015 (2014)
CaIPERS				
District's proportion of the net pension liability	0.046%	0.046%	0.045%	0.048%
District's proportionate share of the net pension liability	\$ 10,864,164	\$ 8,986,278	\$ 6,280,358	\$ 5,361,828
District's covered - employee payroll	\$ 5,312,256	\$ 5,098,436	\$ 4,695,673	\$ 4,695,673
District's proportionate Share of the net pension liability as percentage of covered-employee payroll	158%	169%	123%	114%
Plan fiduciary net position as a percentage of the total pension liability	72%	74%	79%	84%

*Note: In the future, as data becomes available, ten years of information will be presented.*



**MENDOCINO-LAKE COMMUNITY COLLEGE DISTRICT  
SCHEDULE OF CONTRIBUTIONS – PENSIONS  
FOR THE YEAR ENDING JUNE 30, 2023**

CaSTRS	Reporting Fiscal Year			
	2018	2017	2016	2015
Statutorily required contribution	\$ 1,793,190	\$ 1,025,686	\$ 944,450	\$ 705,105
District's contributions in relation to the statutorily required contribution	1,793,190	1,025,686	944,450	705,105
District's contribution deficiency (excess)	\$ -	\$ -	\$ -	\$ -
District's covered-employee payroll	\$ 12,426,819	\$ 6,003,471	\$ 5,596,892	\$ 5,286,430
District's contributions as a percentage of covered-employee payroll	14.43%	17.08%	16.87%	13.34%

CaIPERS	Reporting Fiscal Year			
	2018	2017	2016	2015
Statutorily required contribution	\$ 955,856	\$ 810,178	\$ 648,421	\$ 591,245
District's contributions in relation to the statutorily required contribution	955,856	810,178	648,421	591,245
District's contribution deficiency (excess)	\$ -	\$ -	\$ -	\$ -
District's covered-employee payroll	\$ 6,881,613	\$ 5,312,256	\$ 5,098,436	\$ 4,695,673
District's contributions as a percentage of covered-employee payroll	13.89%	15.25%	12.72%	12.59%

*Note: In the future, as data becomes available, ten years of information will be presented.*

**MENDOCINO-LAKE COMMUNITY COLLEGE DISTRICT  
NOTE TO THE REQUIRED SUPPLEMENTARY INFORMATION  
JUNE 30, 2023**

---

**NOTE 1 - PURPOSE OF SCHEDULES**

**Schedule of Changes in the Net OPEB Liability and Related Ratios**

The Schedule of Changes in Net OPEB liability is presented to illustrate the elements of the District's Net OPEB liability. In the future, as data becomes available, ten years of information will be presented.

**Changes of Assumptions**

There were no changes in benefit terms since the previous valuations.

**Schedule of Contributions – OPEB**

This schedule presents information on the District's actuarially determined contribution, contributions in relation to the actuarially determined contribution, and any excess or deficiency related to the actuarially determined contribution. In the future, as data becomes available, ten years of information will be presented.

**Schedule of Proportionate Share of the Net Pension Liability**

This schedule presents information on the District's proportionate share of the net pension liability (NPL), the plans' fiduciary net positions and, when applicable, the State's proportionate share of the NPL associated with the District. In the future, as data becomes available, ten years of information will be presented.

Changes in Benefit Terms – There were no changes in benefit terms since the previous valuations for both CalSTRS and CalPERS.

**Changes in Assumptions**

There were no change in discount rates from the previous valuation for either CalSTRS. CalPERS discount rate changed from 7.15% to 6.90%.

**Schedule of Contributions – Pensions**

This schedule presents information on the District's required contribution, the amounts actually contributed, and any excess or deficiency related to the required contribution. In the future, as data becomes available, ten years of information will be presented.

**Changes in Benefit Terms**

There were no changes in benefit terms since the previous valuation for either CalSTRS or CalPERS.

---

---

## **SUPPLEMENTARY INFORMATION**

---

---

**MENDOCINO-LAKE COMMUNITY COLLEGE DISTRICT  
DISTRICT ORGANIZATIONAL STRUCTURE  
JUNE 30, 2023**

---

Mendocino-Lake Community College District (District) was established in 1973. The District is a community college governed by an elected seven member Board of Trustees. The District provides educational services in the counties of Mendocino and Lake in the state of California. The District consists of one community college located in Ukiah, California, and centers in Lakeport, Willits, and Fort Bragg.

**GOVERNING BOARD**

---

<b>NAME</b>	<b>OFFICE</b>	<b>AREA</b>	<b>TERM EXPIRES</b>
Ms. Lorree Crandell	Member	Upper Lake/Lucerne	December 2026
Ms. Xochilt Martinez	Vice President	Ukiah	December 2026
Mr. Robert Jason Pinoli	President	Boonville/Hopland/Mendocino	December 2024
Ms. Barbara Rice	Member	Fort Bragg/Piercy	December 2024
Ms. Marie Myers	Member	Potter Valley/Redwood Valley/Calpella	December 2024
Mr. TeMashio Anderson	Member	Lakeport/Kelseyville	December 2024
Mr. Noel O'Neill	Clerk	Willits/Laytonville/Round Valley	December 2024

**ADMINISTRATION**

---

Timothy Karas Ed. D.  
*Superintendent/President*

Ms. Eileen Cichocki  
*Assistant Superintendent/Vice President, Administrative Services*

Ms. Debra Polak  
*Vice President, Academic Affairs*

Mr. Ulises Velasco  
*Vice President, Student Services*

**AUXILIARY ORGANIZATIONS IN GOOD STANDING**

---

<b>AUXILIARY NAME</b>	<b>EXECUTIVE DIRECTOR'S NAME</b>	<b>ESTABLISHMENT AND MASTER AGREEMENT DATE</b>
The Mendocino College Foundation, Inc.	Julie McGovern	Organized as an auxiliary organization in 1984 and has a signed master agreement dated May 2nd of 1984.

**MENDOCINO-LAKE COMMUNITY COLLEGE DISTRICT  
SCHEDULE OF WORKLOAD MEASURES FOR STATE GENERAL APPORTIONMENT –  
ANNUAL/ACTUAL ATTENDANCE  
JUNE 30, 2023**

---

The full-time equivalent resident students (FTES) eligible for 2022-23 state apportionment reported to the State of California are summarized below:

<b>CATEGORIES</b>	Reported Data	Audit Adjustments	Audited Data
<b>A. Summer Intersession (Summer 2022 only)</b>			
1. Noncredit	4.03	-	4.03
2. Credit	244.97	-	244.97
<b>B. Summer Intersession (Summer 2023 - Prior to July 1, 2023)</b>			
1. Noncredit	-	-	-
2. Credit	3.85	-	3.85
<b>C. Primary Terms (Exclusive of Summer Intersession)</b>			
1. Census Procedure Courses			
(a) Weekly Census Contact Hours	679.66	-	679.66
(b) Daily Census Contact Hours	112.72	-	112.72
2. Actual Hours of Attendance Procedure Courses			
(a) Noncredit	9.20	-	9.20
(b) Credit	1.97	-	1.97
3. Alternative Attendance Accounting Procedure Courses			
(a) Weekly Census Contact Hours	767.56	-	767.56
(b) Daily Census Contact Hours	272.91	-	272.91
(c) Noncredit Independent Study/Distance Education Courses	28.81	-	28.81
<b>D. Total FTES</b>	<b>2,125.68</b>	<b>-</b>	<b>2,125.68</b>
<b>Supplemental Information (subset of above information)</b>			
<b>E. In-service Training Courses</b>	-	-	-
<b>F. Basic Skills Courses and Immigrant Education</b>			
1. Credit	4.11	-	4.11
2. Noncredit	29.06	-	29.06
Total Basic Skills FTES	33.17	-	33.17

**MENDOCINO-LAKE COMMUNITY COLLEGE DISTRICT  
SCHEDULE OF EXPENDITURES OF FEDERAL AWARDS  
FOR THE YEAR ENDING JUNE 30, 2023**

Federal Grantor/Pass-Through Grantor/Program or Cluster Title	CFDA Number	Pass-through Entity Identifying Number	Federal Expenditures
<b>U.S. DEPARTMENT OF EDUCATION</b>			
<b>STUDENT FINANCIAL ASSISTANCE CLUSTER</b>			
Federal Supplement Education Opportunity Grant (FSEOG)	84.007	*	\$ 146,441
Federal Direct Student Loans	84.268	*	705,107
Federal Work Study Program (FWS)	84.033	*	85,872
Federal Pell Grants (PELL)	84.063	*	<u>4,310,976</u>
<b>Total Student Financial Assistance Cluster</b>			<u>5,248,396</u>
CARES Act: Higher Education Emergency Relief Funds (HEERF)			
COVID-19 HEERF II CARES Act - Minority Serving Institutions	84.425L	*	191,913
COVID-19 HEERF III Institutional Portion	84.425F	*	1,349,794
COVID-19 HEERF III Student Portion	84.425E	*	402,244
COVID-19 HEERF III CARES Act - Minority Serving Institutions	84.425L	*	<u>324,871</u>
Subtotal Higher Education Emergency Relief Funds (HEERF)			<u>2,268,822</u>
<b>Passed through State Department of Education</b>			
CTEA Title IIC	84.048	*	127,786
Promotion of the Humanities Teaching and Learning Resources and Curriculum Development	45.162	*	28,384
Bureau of Indian Affairs	84.060	*	<u>4,000</u>
<b>Total Passed through State Department of Education</b>			<u>160,170</u>
Migrant Education College Assistance Program	84.149A	*	487,365
Migrant Education High School Equivalency Program	84.141	*	<u>470,619</u>
<b>Total U.S. Department of Education</b>			<u>8,635,372</u>
<b>U.S. DEPARTMENT OF TRANSPORTATION</b>			
Eisenhower Transportation Fellowship Program	20.215	*	<u>5,000</u>
<b>Total U.S. Department of Transportation</b>			<u>5,000</u>
<b>U.S. DEPARTMENT OF TREASURY</b>			
Coronavirus State and Local Fiscal Recovery Funds	21.027	*	<u>278,429</u>
<b>Total U.S. Department of Treasury</b>			<u>278,429</u>
<b>U.S. DEPARTMENT OF AGRICULTURE</b>			
<b>Passed through State Department of Education</b>			
Child and Adult Care Food Program	10.558	*	23,467
Forest Reserve	10.665	*	45,139
<b>Passed through State Department of Social Services</b>			
CalFresh	45.164	*	<u>99,140</u>
<b>Total U.S. Department of Agriculture</b>			<u>167,746</u>
<b>CORPORATION FOR NATIONAL AND COMMUNITY SERVICE</b>			
<b>Passed through State Department of Education</b>			
AmeriCorps	94.006	*	<u>8,597</u>
<b>Total Corporation for National and Community Service</b>			<u>8,597</u>
<b>Total Federal Expenditures</b>			<u>\$ 9,095,144</u>

**MENDOCINO-LAKE COMMUNITY COLLEGE DISTRICT**  
**SCHEDULE OF REVENUES AND EXPENDITURES OF STATE AWARDS**  
**FOR THE YEAR ENDING JUNE 30, 2023**

	Program Revenues			Total
	Cash Received	Accounts Receivable	Deferred Income	
Disabled Student Programs and Services	\$ 510,234	\$ -	\$ (68,968)	\$ 441,266
Extended Opportunity Programs and Services	1,031,286	124,217	(151,932)	1,003,571
Child Development Center	741,515	9,149	(68,084)	682,580
Nursing Education	173,093	-	-	173,093
CalGrant	986,398	-	(150,986)	835,412
Student Financial Aid Administration (SFAA)	169,983	-	-	169,983
Student Equity and Achievement	1,532,389	76,790	-	1,609,179
Equal Employment Opportunity (EEO)	138,888	-	(16,389)	122,499
CalWORKS	241,406	3,592	(38,222)	206,776
Mathematics, Engineering Science Achievement (MESA)	419,071	-	(329,971)	89,100
Cooperative Agencies Resources for Education (CARE)	155,046	-	(27,022)	128,024
COVID-19 Response Block Grant (P98)	1,428,070	-	(945,022)	483,048
Undocumented Resources Liaisons	64,823	-	(10,418)	54,405
Disaster Relief Emergency - Financial Aid	42,932	-	(25,432)	17,500
UC Davis - Adaptive Learning Grant	-	21,293	(5,115)	16,178
Institutional Effectiveness & Technical Assistance Grant	-	84,052	-	84,052
Puente	60,000	-	(49,905)	10,095
Retention and Enrollment Outreach	956,136	-	(671,244)	284,892
CalFresh Outreach	10,961	-	-	10,961
Native American Student Support and Success Program	600,000	-	(600,000)	-
Promise Program	83,710	-	(5,063)	78,647
Career Education	1,626,717	68,592	-	1,695,309
Veterans Resources Center	28,945	-	37,340	66,285
Financial Aid Tech	42,539	30,930	(34,451)	39,018
Student Success Completion	1,160,957	-	(469,243)	691,714
Guided Pathways	196,302	-	(70,846)	125,456
TANF	49,261	-	(10,311)	38,950
Instructional Equipment Block Grant	2,607,100	-	(2,493,416)	113,684
Mental Health	123,835	11,987	-	135,822
California Adult Education Program	1,740,915	-	(4,360)	1,736,555
Scheduled Maintenance	2,607,100	-	(766,176)	1,840,924
College Promise Grants (Bogg Admin.)	29,576	-	-	29,576
PT Faculty Office Hours	12,880	-	-	12,880
FT Faculty Hiring	312,428	-	-	312,428
PT Faculty Compensation	123,925	-	-	123,925
LGBTQ+	-	7,070	-	7,070
Library Services Platform	206,108	-	(179,441)	26,667
Basic Needs Support	380,663	-	(75,544)	305,119
Learning-Aligned Employment Program (LAEP)	863,000	-	(863,000)	-
Total	\$ 22,089,192	\$ 437,672	\$ (8,437,370)	\$ 14,089,494

**MENDOCINO-LAKE COMMUNITY COLLEGE DISTRICT  
RECONCILIATION OF ANNUAL FINANCIAL AND BUDGET REPORT (CCFS-311) WITH AUDITED FINANCIAL STATEMENTS  
JUNE 30, 2023**

June 30, 2023	General Fund Unrestricted	General Fund Restricted	Bond Debt Service Fund	Child Development Fund	Capital Outlay Projects Fund	Self-Insurance Fund
<b>Annual Financial and Budget Report (CCFS-311)</b>						
<b>Fund Balance</b>	\$ 11,313,025	\$ 316,387	\$ -	\$ -	\$ 5,097,899	\$ 2,602,546
Adjustments and reclassifications increasing (decreasing) the fund balance:						
Adjustment to record debt service fund	-	-	2,803,384	-	-	-
Reclassification of amounts held for others	-	-	-	-	-	-
<b>Net Adjustments and Reclassifications</b>	-	-	2,803,384	-	-	-
<b>Audited Financial Statements Fund Balance</b>	\$ 11,313,025	\$ 316,387	\$ 2,803,384	\$ -	\$ 5,097,899	\$ 2,602,546

June 30, 2023 (continued)	Associated Students Trust Fund	Student Representation Fee Trust Fund	Student Body Center Fee Trust Fund	Student Financial Aid Trust Fund	Scholarship and Loan Trust Fund	Total
<b>Annual Financial and Budget Report (CCFS-311)</b>						
<b>Fund Balance</b>	\$ 122,048	\$ 67,612	\$ 358,791	\$ -	\$ 19,822	\$ 19,898,130
Adjustments and reclassifications increasing (decreasing) the fund balance:						
Agency accounts not included in CCFS-311	-	-	-	-	-	2,803,384
Reclassification of amounts held for others	(122,048)	(67,612)	(358,791)	-	(19,822)	(568,273)
<b>Net Adjustments and Reclassifications</b>	(122,048)	(67,612)	(358,791)	-	(19,822)	2,235,111
<b>Audited Financial Statements Fund Balance</b>	\$ -	\$ -	\$ -	\$ -	\$ -	\$ 22,133,241

**MENDOCINO-LAKE COMMUNITY COLLEGE DISTRICT  
RECONCILIATION OF THE ECS 84362 (50 PERCENT LAW) CALCULATION  
JUNE 30, 2023**

	Object/ TOP Codes	Activity (ESCA) ECS 84362 A Instructional Salary Cost AC 0100-5900 & AC 6100			Activity (ECSB) ECS 84362 B Total CEE AC 0100-6799		
		Reported Data	Audit Adjustments	Revised Data	Reported Data	Audit Adjustments	Revised Data
<u>Academic Salaries</u>							
Instructional Salaries							
Contract or Regular	1100	4,796,382	-	4,796,382	4,796,382	-	4,796,382
Other	1300	4,083,953	-	4,083,953	4,111,174	-	4,111,174
Total Instructional Salaries		8,880,335	-	8,880,335	8,907,556	-	8,907,556
Non-Instructional Salaries							
Contract or Regular	1200	-	-	-	1,747,987	-	1,747,987
Other	1400	-	-	-	119,642	-	119,642
Total Non-Instructional Salaries		-	-	-	1,867,629	-	1,867,629
Total Academic Salaries		8,880,335	-	8,880,335	10,775,185	-	10,775,185
<u>Classified Salaries</u>							
Non-Instructional Salaries							
Regular Status	2100	-	-	-	4,321,774	-	4,321,774
Other	2300	-	-	-	524,646	-	524,646
Total Non-Instructional Salaries		-	-	-	4,846,420	-	4,846,420
Instructional Aides							
Regular Status	2200	735,617	-	735,617	779,373	-	779,373
Other	2400	46,954	-	46,954	48,046	-	48,046
Total Instructional Aides		782,571	-	782,571	827,419	-	827,419
Total Classified Salaries		782,571	-	782,571	5,673,839	-	5,673,839
Employee Benefits	3000	3,843,676	-	3,843,676	7,966,358	-	7,966,358
Supplies and Materials	4000	-	-	-	412,685	-	412,685
Other Operating Expenses	5000	150,125	-	150,125	2,478,838	-	2,478,838
Equipment Replacement	6420	-	-	-	-	-	-
Total Expenditures Prior to Exclusions		13,656,707	-	13,656,707	27,306,905	-	27,306,905
<u>Exclusions</u>							
Activities to Exclude							
Inst. Staff-Retirees' Benefits and Incentives	5900	-	-	-	-	-	-
Std. Health Svcs. Above Amount Collected	6441	-	-	-	-	-	-
Student Transportation	6491	-	-	-	1,780	-	1,780
Non-inst.Staff-Retirees' Benefits and Incentives	6740	-	-	-	-	-	-
Object to Exclude							
Rents and Leases	5060	-	-	-	26,748	-	26,748
Lottery Expenditures							
Academic Salaries	1000	-	-	-	-	-	-
Classified Salaries	2000	-	-	-	-	-	-
Employee Benefits	3000	-	-	-	-	-	-
Supplies and Materials	4000	-	-	-	-	-	-
Software	4100	-	-	-	-	-	-
Books, Magazines & Periodicals	4200	-	-	-	76,641	-	76,641
Instructional Supplies & Materials	4300	-	-	-	-	-	-
Non-inst. Supplies & Materials	4400	-	-	-	281,172	-	281,172
Total Supplies and Materials		-	-	-	357,813	-	357,813
Other Operating Expenses and Services	5000	-	-	-	332,470	-	332,470
Capital Outlay	6000	-	-	-	-	-	-
Library Books	6300	-	-	-	-	-	-
Equipment	6400	-	-	-	-	-	-
Equipment - Additional	6410	-	-	-	-	-	-
Equipment - Replacement	6420	-	-	-	-	-	-
Total Equipment		-	-	-	-	-	-
Total Capital Outlay		-	-	-	-	-	-
Other Outgo	7000	-	-	-	-	-	-
Total Exclusions		\$ -	\$ -	\$ -	\$ 718,811	\$ -	\$ 718,811
Total for ECS 84362, 50% Law		\$ 13,656,707	\$ -	\$ 13,656,707	\$ 26,588,094	\$ -	\$ 26,588,094
Percent of CEE (Instructional Salary Cost/Total CEE)		51.36%	0.00%	51.36%	100.00%	0.00%	100.00%
50% of Current Expense of Education		\$ -	\$ -	\$ -	\$ 13,294,047	\$ -	\$ 13,294,047

See accompanying note to supplementary information.

**MENDOCINO-LAKE COMMUNITY COLLEGE DISTRICT  
 DETAILS OF THE EDUCATION PROTECTION ACCOUNT  
 JUNE 30, 2023**

---

EPA Revenue	\$ 1,545,492
-------------	--------------

Activity Classification	Activity Code	Salaries and Benefits	Operating Expenses	Capital Outlay	Total
		(Obj 1000-3000)	(Obj 4000-5000)	(Obj 6000)	
Instructional Activities	0100-5900	\$ 1,545,492	\$ -	\$ -	\$ 1,545,492
Total		\$ 1,545,492	\$ -	\$ -	\$ 1,545,492

**MENDOCINO-LAKE COMMUNITY COLLEGE DISTRICT**  
**COMBINING BALANCE SHEET – DISTRICT FUNDS INCLUDED IN THE REPORTING ENTITY**  
**JUNE 30, 2023**

	General Fund Unrestricted	General Fund Restricted	Bond Debt Service Fund	Child Development Fund	Capital Outlay Projects Fund	Self- Insurance Fund	Balance Forward
<b>ASSETS</b>							
<b>Current Assets</b>							
Cash and equivalents	\$ 11,679,532	\$ -	\$ -	\$ -	\$ -	\$ -	\$ 11,679,532
Restricted cash and equivalents	-	13,015,041	2,803,384	46,226	7,436,631	1,204,902	24,506,184
Investments	-	-	-	-	-	1,273,611	1,273,611
Accounts receivable - net	2,629,201	600,377	-	14,456	9,602	-	3,253,636
Prepaid expenditures and other asset:	614,752	61,197	-	-	6,054	124,033	806,036
Due from other funds	21,314	120,801	-	305	-	-	142,420
<b>Total Current Assets</b>	<b>14,944,799</b>	<b>13,797,416</b>	<b>2,803,384</b>	<b>60,987</b>	<b>7,452,287</b>	<b>2,602,546</b>	<b>41,661,419</b>
<b>Total Assets</b>	<b>\$ 14,944,799</b>	<b>\$ 13,797,416</b>	<b>\$ 2,803,384</b>	<b>\$ 60,987</b>	<b>\$ 7,452,287</b>	<b>\$ 2,602,546</b>	<b>\$ 41,661,419</b>
<b>LIABILITIES</b>							
Accounts payable	\$ 727,030	\$ 2,723,839	\$ -	\$ 60,987	\$ 2,354,388	\$ -	\$ 5,866,244
Deferred revenue	2,904,439	8,913,140	-	-	-	-	11,817,579
Amounts held for others	-	-	-	-	-	-	-
Due to other funds	305	1,844,050	-	-	-	-	1,844,355
<b>Total Liabilities</b>	<b>3,631,774</b>	<b>13,481,029</b>	<b>-</b>	<b>60,987</b>	<b>2,354,388</b>	<b>-</b>	<b>19,528,178</b>
<b>FUND EQUITY</b>							
Fund Balances:							
Reserved for debt service	-	-	2,803,384	-	-	-	2,803,384
Reserved for special purpose	525,000	316,387	-	-	5,097,899	2,602,546	8,541,832
Unreserved	10,788,025	-	-	-	-	-	10,788,025
<b>Total Fund Equity</b>	<b>11,313,025</b>	<b>316,387</b>	<b>2,803,384</b>	<b>-</b>	<b>5,097,899</b>	<b>2,602,546</b>	<b>22,133,241</b>
<b>Total Liabilities and Fund Equity</b>	<b>\$ 14,944,799</b>	<b>\$ 13,797,416</b>	<b>\$ 2,803,384</b>	<b>\$ 60,987</b>	<b>\$ 7,452,287</b>	<b>\$ 2,602,546</b>	<b>\$ 41,661,419</b>

See accompanying note to supplementary information.

**MENDOCINO-LAKE COMMUNITY COLLEGE DISTRICT**  
**COMBINING BALANCE SHEET – DISTRICT FUNDS INCLUDED IN THE REPORTING ENTITY**  
**JUNE 30, 2023**

	Balance Brought Forward	Associated Students Trust Fund	Student Representation Fee Trust Fund	Student Body Center Fee Trust Fund	Student Financial Aid Trust Fund	Scholarship and Loan Trust Fund	Total
<b>ASSETS</b>							
<b>Current Assets</b>							
Cash and equivalents	\$ 11,679,532	\$ -	\$ -	\$ -	\$ -	\$ -	\$ 11,679,532
Restricted cash and equivalents	24,506,184	122,048	78,678	382,175	-	19,822	25,108,907
Investments	1,273,611	-	-	-	-	-	1,273,611
Accounts receivable - net	3,253,636	-	-	-	142,115	-	3,395,751
Prepaid expenditures and other assets	806,036	-	-	-	-	-	806,036
Due from other funds	142,420	-	-	-	1,844,100	-	1,986,520
<b>Total Current Assets</b>	<b>41,661,419</b>	<b>122,048</b>	<b>78,678</b>	<b>382,175</b>	<b>1,986,215</b>	<b>19,822</b>	<b>44,250,357</b>
<b>Total Assets</b>	<b>\$ 41,661,419</b>	<b>\$ 122,048</b>	<b>\$ 78,678</b>	<b>\$ 382,175</b>	<b>\$ 1,986,215</b>	<b>\$ 19,822</b>	<b>\$ 44,250,357</b>
<b>LIABILITIES</b>							
Accounts payable	\$ 5,866,244	\$ -	\$ 11,066	\$ 23,384	\$ -	\$ -	\$ 5,900,694
Deferred revenue	11,817,579	-	-	-	1,844,050	-	13,661,629
Amounts held for others	-	122,048	67,612	358,791	-	19,822	568,273
Due to other funds	1,844,355	-	-	-	142,165	-	1,986,520
<b>Total Liabilities</b>	<b>19,528,178</b>	<b>122,048</b>	<b>78,678</b>	<b>382,175</b>	<b>1,986,215</b>	<b>19,822</b>	<b>22,117,116</b>
<b>FUND EQUITY</b>							
Fund Balances:							
Reserved for debt service	2,803,384	-	-	-	-	-	2,803,384
Reserved for special purpose	8,541,832	-	-	-	-	-	8,541,832
Undesignated	10,788,025	-	-	-	-	-	10,788,025
<b>Total Fund Equity</b>	<b>22,133,241</b>	<b>-</b>	<b>-</b>	<b>-</b>	<b>-</b>	<b>-</b>	<b>22,133,241</b>
<b>Total Liabilities and Fund Equity</b>	<b>\$ 41,661,419</b>	<b>\$ 122,048</b>	<b>\$ 78,678</b>	<b>\$ 382,175</b>	<b>\$ 1,986,215</b>	<b>\$ 19,822</b>	<b>\$ 44,250,357</b>

See accompanying note to supplementary information.

**MENDOCINO-LAKE COMMUNITY COLLEGE DISTRICT  
COMBINING SCHEDULE OF REVENUES, EXPENSES, AND CHANGES IN FUND EQUITY –  
DISTRICT FUNDS INCLUDED IN THE REPORTING ENTITY  
JUNE 30, 2023**

	General Fund Unrestricted	General Fund Restricted	Bond Debt Service Fund	Balance Forward
<b>OPERATING REVENUES</b>				
Net tuition and fees	\$ 1,145,326	\$ 110,041	\$ -	\$ 1,255,367
Grants and Contracts, noncapital				
Federal	51,319	3,084,872	-	3,136,191
State	-	7,861,292	-	7,861,292
Local	346,011	148,678	-	494,689
Auxiliary enterprise sales, net	63,157	-	-	63,157
<b>Total Operating Revenues</b>	<b>1,605,813</b>	<b>11,204,883</b>	<b>-</b>	<b>12,810,696</b>
<b>OPERATING EXPENDITURES</b>				
Salaries	17,152,226	4,258,762	-	21,410,988
Employee benefits	8,228,459	2,185,491	-	10,413,950
Supplies, materials, and other operating expenses and services	3,123,527	5,110,752	-	8,234,279
Payments to students	-	763,542	-	763,542
<b>Total Operating Expenses</b>	<b>28,504,212</b>	<b>12,318,547</b>	<b>-</b>	<b>40,822,759</b>
<b>Operating Income (Loss)</b>	<b>(26,898,399)</b>	<b>(1,113,664)</b>	<b>-</b>	<b>(28,012,063)</b>
<b>NONOPERATING REVENUES (EXPENDITURES)</b>				
State apportionments, noncapital	16,435,457	342,005	-	16,777,462
Education protection account revenues, noncapital	1,545,494	-	-	1,545,494
Local property taxes, noncapital	12,239,094	-	-	12,239,094
State taxes and other revenues, noncapital	1,141,478	771,059	-	1,912,537
Financial aid revenues	-	-	-	-
Financial aid expenses	-	-	-	-
Investment income	384,088	-	8,170	392,258
Interest expense	-	-	(3,216,158)	(3,216,158)
Other non-operating revenues	437,282	182,075	12,741	632,098
State apportionments, capital	-	-	-	-
Local property taxes and revenues, capital	-	-	3,857,288	3,857,288
<b>Total Nonoperating Revenues (Expenditures)</b>	<b>32,182,893</b>	<b>1,295,139</b>	<b>662,041</b>	<b>34,140,073</b>
<b>OTHER FINANCING SOURCES (USES)</b>				
Operating transfer in	-	1,252,106	-	1,252,106
Operating transfer out	(6,234,142)	(1,554,414)	-	(7,788,556)
Debt service	-	-	-	-
<b>Total Other Financing Sources (Uses)</b>	<b>(6,234,142)</b>	<b>(302,308)</b>	<b>-</b>	<b>(6,536,450)</b>
<b>Excess of Revenues and Other Financing Sources Over (Under) Expenditures/Expenses and Other Financing Uses</b>	<b>(949,648)</b>	<b>(120,833)</b>	<b>662,041</b>	<b>(408,440)</b>
<b>FUND EQUITY -- BEGINNING OF YEAR</b>	<b>12,262,673</b>	<b>437,220</b>	<b>2,141,343</b>	<b>14,841,236</b>
<b>FUND EQUITY -- END OF YEAR</b>	<b>\$ 11,313,025</b>	<b>\$ 316,387</b>	<b>\$ 2,803,384</b>	<b>\$ 14,432,796</b>

**MENDOCINO-LAKE COMMUNITY COLLEGE DISTRICT  
COMBINING SCHEDULE OF REVENUES, EXPENSES, AND CHANGES IN FUND EQUITY –  
DISTRICT FUNDS INCLUDED IN THE REPORTING ENTITY  
JUNE 30, 2023**

	Balance Brought Forward	Child Development Fund	Capital Outlay Projects Fund	Self- Insurance Fund	Student Financial Aid Trust Fund	Total
<b>OPERATING REVENUES</b>						
Net tuition and fees	\$ 1,255,367	\$ 34,792	\$ -	\$ -	\$ -	1,290,159
Grants and Contracts, noncapital						
Federal	3,136,191	23,467	-	-	-	3,159,658
State	7,861,292	670,534	-	-	-	8,531,826
Local	494,689	-	-	-	-	494,689
Auxiliary enterprise sales and charges	63,157	-	-	-	-	63,157
<b>Total Operating Revenues</b>	<b>12,810,696</b>	<b>728,793</b>	<b>-</b>	<b>-</b>	<b>-</b>	<b>13,539,489</b>
<b>OPERATING EXPENDITURES</b>						
Salaries	21,410,988	516,530	-	-	-	21,927,518
Employee benefits	10,413,950	246,988	-	-	-	10,660,938
Supplies, materials, and other operating expenses and services	8,234,279	185,925	3,908,814	245,179	-	12,574,197
Payments to students	763,542	-	-	-	-	763,542
<b>Total Operating Expenses</b>	<b>40,822,759</b>	<b>949,443</b>	<b>3,908,814</b>	<b>245,179</b>	<b>-</b>	<b>45,926,195</b>
Operating Income (Loss)	(28,012,063)	(220,650)	(3,908,814)	(245,179)	-	(32,386,706)
<b>NONOPERATING REVENUES (EXPENDITURES)</b>						
State apportionments, noncapital	16,777,462	-	-	-	-	16,777,462
Education protection account revenues, noncapital	1,545,494	-	-	-	-	1,545,494
Local property taxes, noncapital	12,239,094	-	-	-	-	12,239,094
State taxes and other revenues, noncapital	1,912,537	-	-	-	-	1,912,537
Financial aid revenues	-	-	-	-	7,480,112	7,480,112
Financial aid expenses	-	-	-	-	(7,480,112)	(7,480,112)
Investment income	392,258	(1,009)	29,164	52,332	-	472,745
Interest expense	(3,216,158)	-	-	-	-	(3,216,158)
Other non-operating revenues	632,098	8,045	9,600	-	-	649,743
State apportionments, capital	-	-	1,840,923	-	-	1,840,923
Local property taxes and revenues, capital	3,857,288	-	171,792	-	-	4,029,080
<b>Total Nonoperating Revenues (Expenditures)</b>	<b>34,140,073</b>	<b>7,036</b>	<b>2,051,479</b>	<b>52,332</b>	<b>-</b>	<b>36,250,920</b>
<b>OTHER FINANCING SOURCES (USES)</b>						
Operating transfer in	1,252,106	213,614	6,077,657	245,179	-	7,788,556
Operating transfer out	(7,788,556)	-	-	-	-	(7,788,556)
Debt service	-	-	-	-	-	-
<b>Total Other Financing Sources (Uses)</b>	<b>(6,536,450)</b>	<b>213,614</b>	<b>6,077,657</b>	<b>245,179</b>	<b>-</b>	<b>-</b>
<b>Excess of Revenues and Other Financing Sources Over (Under) Expenditures/Expenses and Other Financing Uses</b>	<b>(408,440)</b>	<b>-</b>	<b>4,220,322</b>	<b>52,332</b>	<b>-</b>	<b>3,864,214</b>
<b>FUND EQUITY -- BEGINNING OF YEAR</b>	<b>14,841,236</b>	<b>-</b>	<b>877,577</b>	<b>2,550,214</b>	<b>-</b>	<b>18,269,027</b>
<b>FUND EQUITY -- END OF YEAR</b>	<b>\$ 14,432,796</b>	<b>\$ -</b>	<b>\$ 5,097,899</b>	<b>\$ 2,602,546</b>	<b>\$ -</b>	<b>\$ 22,133,241</b>

**MENDOCINO-LAKE COMMUNITY COLLEGE DISTRICT  
RECONCILIATION OF FUND EQUITY TO NET POSITION  
JUNE 30, 2023**

---

<b>Total Fund Equity - District Funds Included in the Reporting Entity</b>	
General Fund	\$ 11,629,412
Debt Service Fund	2,803,384
Capital Project Funds	5,097,899
Self-Insurance Funds	<u>2,602,546</u>
	\$ 22,133,241
Assets recorded within the statements of net position not included in the District fund financial statements:	
Nondepreciable capital assets	7,545,440
Depreciable capital assets	121,712,244
Intangible right of use assets	436,753
Accumulated depreciation	<u>(53,431,117)</u>
	76,263,320
Unmatured Interest	(703,440)
Deferred outflows recorded within the statement of net position not included in the District fund financial statements:	
Deferred loss on refunding	5,954,399
Deferred outflows from pensions	9,328,360
Deferred outflows from OPEB	97,115
Liabilities recorded within the statements of net position not recorded in the District fund financial statements:	
Compensated absences	(1,327,782)
Net OPEB liability	(4,920,756)
Net pension liability	(27,724,779)
Long-term debt	(96,721,361)
Deferred inflows recorded within the statement of net position not included in the District fund financial statements:	
Deferred inflows from pensions	(2,716,655)
Deferred inflows from OPEB	<u>(1,161,663)</u>
<b>Net Assets Reported Within the Statements of Net Position</b>	<u>\$ (21,500,001)</u>

**MENDOCINO-LAKE COMMUNITY COLLEGE DISTRICT  
RECONCILIATION OF CHANGE IN FUND EQUITY TO CHANGE IN NET POSITION  
JUNE 30, 2023**

---

<b>Change in Fund Equity - District Funds Included in the Reporting Entity in the Reporting Entity</b>	\$ 3,864,214
Compensated absence expense	(72,358)
Depreciation expense	(2,357,375)
Accretion of general obligation bonds	(1,849,352)
Accrued interest	165,067
Amortization of bond premiums	24,866
Amortization of deferred loss on refunding	(100,330)
Capital outlay expense	276,556
Pension expense	768,012
Other postemployment benefits expense	68,889
Principal payments on debt	1,353,599
<b>Change in Net Position Reported Within the Statement of Revenues, Expenses, and Changes in Net Position</b>	<u>\$ 2,141,788</u>

**MENDOCINO-LAKE COMMUNITY COLLEGE DISTRICT  
NOTES TO THE SUPPLEMENTARY INFORMATION  
JUNE 30, 2023**

---

**NOTE 1 – PURPOSE OF SCHEDULES**

**District Organizational Structure**

This schedule provides information about the District's governing board members and administration members.

**Schedule of Workload Measures for State General Apportionment – Annual/Actual Attendance**

The schedule of workload measures for state general apportionment annualized attendance as of June 30, 2023, represents the basis of apportionment of the District's annual source of funding.

**Schedule of Expenditures of Federal Awards**

This schedule includes the federal award activity of the District under programs of the federal government for the year ended June 30, 2023. The information in this schedule is presented in accordance with the requirements of Title 2 U.S. Code of Federal Regulations Part 200, *Uniform Administrative Requirements, Cost Principles, and Audit Requirements for Federal Awards (the Uniform Guidance)*.

Expenditures reported on this schedule are reported on the modified basis of accounting. Such expenditures are recognized following the cost principles contained in the Uniform Guidance, wherein certain types of expenditures are not allowable or are limited as to reimbursement.

The District has not elected to use the 10% de minimis indirect cost rate allowed under the Uniform Guidance.

**Schedule of Revenues and Expenditures of State Awards**

This schedule includes the state activity of the District under categorical programs of the state of California for the year ended June 30, 2023. The information in this schedule is presented in accordance with the requirements of the California Community Colleges Contracted District Audit Manual 2022-23.

Expenses reported on this schedule are reported on the accrual basis of accounting.

**Reconciliation of Annual Financial and Budget Report (CCFS-311) With Audited Financial Statements**

This schedule provides the information necessary to reconcile the fund balance of all funds reported on the Form CCFS-311 to the Audited Financial Statements.

**Reconciliation of the ECS 84362 (50 Percent Law) Calculation**

This schedule provides the information necessary to reconcile the 50% law calculation as reported on the Form CCFS-311 to the audited financial statements.

**MENDOCINO-LAKE COMMUNITY COLLEGE DISTRICT  
NOTES TO THE SUPPLEMENTARY INFORMATION  
JUNE 30, 2023**

---

**NOTE 1 – PURPOSE OF SCHEDULES, continued**

**Details of the Education Protection Account**

This schedule provides the information necessary to reconcile the Education Protection Account Expenditures reported on the Form CCFS-311 to the audited financial statements.

**Reconciliation of Fund Equity to Net Position and Reconciliation of Change in Fund Equity to Change in Net Position**

These schedules provide the information necessary to reconcile the supplemental combining financial schedules to the audited financial statements.

**NOTE 2 – COMBINING FINANCIAL STATEMENTS SUMMARY OF SIGNIFICANT ACCOUNTING POLICIES**

**Basis of Accounting** The accompanying combining balance sheet – District funds included in the reporting entity; and combining statement of revenues, expenditures/expenses, and changes in fund equity – District funds included in the reporting entity are presented on the modified accrual basis of accounting with the exception of the Classified B.U.M. Benefit Fund and Retirees Benefit Fund, which are presented on the accrual basis of accounting consistent with the presentation in the entity-wide financial statements. Under the modified accrual basis of accounting, revenues are recognized when susceptible to accrual (i.e., when they are “measurable” and “available”). “Measurable” means the amount of the transaction can be determined and “available” means collectible within the current period or soon enough thereafter to pay liabilities of the current period. The District considers property taxes available if they are collected within 60 days after year end. A one-year availability period is used for revenue recognition for all other governmental fund revenues. Expenditures are recorded when the related fund liability is incurred. Principal and interest on general long-term debt are recorded as fund liabilities when due or when amounts have been accumulated in the debt service fund for payments to be made early in the following year.

Property taxes, franchise taxes, licenses, interest revenue, and charges for services are susceptible to accrual. Other receipts become measurable and available when cash is received by the District and are recognized as revenue at that time.

The District reports advances of revenue on its combining balance sheet. Advances of revenues arise when potential revenue does not meet both the “measurable” and “available” criteria for recognition in the current period. Advances of revenues also arise when resources are received by the District before it has a legal claim to them, as when grant monies are received prior to the incurrence of qualifying expenditures. In subsequent periods, when both revenue recognition criteria are met or when the District has legal claim to the resources, the liability for advances of revenue is removed and revenue is recognized.

**NOTE 3 – LOAN PROGRAMS**

The District is responsible only for the performance of certain administrative duties with respect to the Federal Direct Loan Program. Accordingly, the value of these outstanding loans is not reflected in the District’s financial statements. It is not practical to determine the balance of loans outstanding to students of the District under this program as of June 30, 2023.

---

---

**OTHER INDEPENDENT AUDITORS' REPORTS**

---

---



**INDEPENDENT AUDITORS' REPORT ON INTERNAL CONTROL OVER FINANCIAL REPORTING AND ON COMPLIANCE AND OTHER MATTERS BASED ON AN AUDIT OF FINANCIAL STATEMENTS PERFORMED IN ACCORDANCE WITH GOVERNMENT AUDITING STANDARDS**

The Board of Trustees  
Mendocino-Lake Community College District  
Ukiah, California

We have audited, in accordance with the auditing standards generally accepted in the United States of America and the standards applicable to financial audits contained in *Government Auditing Standards* issued by the Comptroller General of the United States, the financial statements of the business-type activities and the discretely presented component unit of the Mendocino-Lake Community College District, as of and for the year ended June 30, 2023, and the related notes to the financial statements, which collectively comprise the Mendocino-Lake Community College District's basic financial statements, and have issued our report thereon dated November 19, 2023.

**Report on Internal Control Over Financial Reporting**

In planning and performing our audit of the financial statements, we considered Mendocino-Lake Community College District's internal control over financial reporting (internal control) to determine the audit procedures that are appropriate in the circumstances for the purpose of expressing our opinions on the financial statements, but not for the purpose of expressing an opinion on the effectiveness of Mendocino-Lake Community College District's internal control. Accordingly, we do not express an opinion on the effectiveness of Mendocino-Lake Community College District's internal control.

*A deficiency in internal control* exists when the design or operation of a control does not allow management or employees, in the normal course of performing their assigned functions, to prevent, or detect and correct, misstatements on a timely basis. A *material weakness* is a deficiency, or a combination of deficiencies, in internal control, such that there is a reasonable possibility that a material misstatement of the entity's financial statements will not be prevented, or detected and corrected on a timely basis. A *significant deficiency* is a deficiency, or a combination of deficiencies, in internal control that is less severe than a material weakness, yet important enough to merit attention by those charged with governance.

Our consideration of internal control was for the limited purpose described in the first paragraph of this section and was not designed to identify all deficiencies in internal control that might be material weaknesses or significant deficiencies. Given these limitations, during our audit we did not identify any deficiencies in internal control that we consider to be material weaknesses. However, material weaknesses may exist that have not been identified.

**Report on Compliance and Other Matters**

As part of obtaining reasonable assurance about whether Mendocino-Lake Community College District's financial statements are free from material misstatement, we performed tests of its compliance with certain provisions of laws, regulations, contracts, and grant agreements, noncompliance with which could have a direct and material effect on the determination of financial statement amounts. However, providing an opinion on compliance with those provisions was not an objective of our audit, and accordingly, we do not express such an opinion. The results of our tests disclosed no instances of noncompliance or other matters that are required to be reported under *Government Auditing Standards*.

**Purpose of This Report**

The purpose of this report is solely to describe the scope of our testing of internal control and compliance and the results of that testing, and not to provide an opinion on the effectiveness of the entity's internal control or on compliance. This report is an integral part of an audit performed in accordance with *Government Auditing Standards* in considering the entity's internal control and compliance. Accordingly, this communication is not suitable for any other purpose.



San Diego, California  
November 19, 2023



**INDEPENDENT AUDITORS' REPORT ON COMPLIANCE FOR EACH MAJOR FEDERAL PROGRAM AND ON  
INTERNAL CONTROL OVER COMPLIANCE REQUIRED BY THE UNIFORM GUIDANCE**

The Board of Trustees  
Mendocino-Lake Community College District  
Ukiah, California

**Report on Compliance for Each Major Federal Program  
*Opinion on Each Major Federal Program***

We have audited Mendocino-Lake Community College District's compliance with the types of compliance requirements described in the *OMB Compliance Supplement* that could have a direct and material effect on each of Mendocino-Lake Community College District's major federal programs for the year ended June 30, 2023. Mendocino-Lake Community College District's major federal programs are identified in the summary of auditor's results section of the accompanying schedule of findings and questioned costs.

In our opinion, Mendocino-Lake Community College District complied, in all material respects, with the types of compliance requirements referred to above that could have a direct and material effect on each of its major federal programs for the year ended June 30, 2023.

***Basis for Opinion on Each Major Federal Program***

We conducted our audit of compliance in accordance with auditing standards generally accepted in the United States of America; the standards applicable to financial audits contained in *Government Auditing Standards*, issued by the Comptroller General of the United States; and the audit requirements of Title 2 U.S. Code of Federal Regulations Part 200, Uniform Administrative Requirements, Cost Principles, and Audit Requirements for Federal Awards (Uniform Guidance). Our responsibilities under those standards and the Uniform Guidance are further described in the Auditor's Responsibilities for the Audit of Compliance section of our report.

We are required to be independent of Mendocino-Lake Community College District and to meet our other ethical responsibilities, in accordance with relevant ethical requirements relating to our audit. We believe that the audit evidence we have obtained is sufficient and appropriate to provide a basis for our opinion on compliance for each major federal program. Our audit does not provide a legal determination of Mendocino-Lake Community College District's compliance with the compliance requirements referred to above.

***Responsibilities of Management for Compliance***

Management is responsible for compliance with the requirements referred to above and for the design, implementation, and maintenance of effective internal control over compliance with the requirements of laws, statutes, regulations, rules and provisions of contracts or grant agreements applicable to Mendocino-Lake Community College District's federal programs.

### ***Auditors' Responsibilities for the Audit of Compliance***

Our objectives are to obtain reasonable assurance about whether material noncompliance with the compliance requirements referred to above occurred, whether due to fraud or error, and express an opinion on Mendocino-Lake Community College District's compliance based on our audit.

Reasonable assurance is a high level of assurance but is not absolute assurance and therefore is not a guarantee that an audit conducted in accordance with GAAS, *Government Auditing Standards*, and the Uniform Guidance will always detect material noncompliance when it exists. The risk of not detecting material noncompliance resulting from fraud is higher than for that resulting from error, as fraud may involve collusion, forgery, intentional omissions, misrepresentations, or the override of internal control. Noncompliance with the compliance requirements referred to above is considered material, if there is a substantial likelihood that, individually or in the aggregate it would influence the judgment made by a reasonable user of the report on compliance about Mendocino-Lake Community College District's compliance with the requirements of each major federal program as a whole.

In performing an audit in accordance with GAAS, *Government Auditing Standards*, and the Uniform Guidance, we:

- Exercise professional judgment and maintain professional skepticism throughout the audit.
- Identify and assess the risks of material noncompliance, whether due to fraud or error, and design and perform audit procedures responsive to those risks. Such procedures include examining, on a test basis, evidence regarding Mendocino-Lake Community College District's compliance with the compliance requirements referred to above and performing such other procedures as we considered necessary in the circumstances.
- Obtain an understanding of Mendocino-Lake Community College District's internal control over compliance relevant to the audit in order to design audit procedures that are appropriate in the circumstances and to test and report on internal control over compliance in accordance with Uniform Guidance, but not for the purpose of expressing an opinion on the effectiveness of Mendocino-Lake Community College District's internal control over compliance. Accordingly, no such opinion is expressed.

We are required to communicate with those charged with governance regarding, among other matters, the planned scope and timing of the audit and any significant deficiencies and material weaknesses in internal control over compliance that we identified during the audit.

### **Report on Internal Control Over Compliance**

A *deficiency in internal control over compliance* exists when the design or operation of a control over compliance does not allow management or employees, in the normal course of performing their assigned functions, to prevent, or detect and correct, noncompliance with a type of compliance requirement of a Federal program on a timely basis. A *material weakness in internal control over compliance* is a deficiency, or combination of deficiencies, in internal control over compliance, such that there is a reasonable possibility that material noncompliance with a type of compliance requirement of a Federal program will not be prevented, or detected and corrected, on a timely basis. A *significant deficiency in internal control over compliance* is a deficiency, or a combination of deficiencies, in internal control over compliance with a type of compliance requirement of a Federal program that is less severe than a material weakness in internal control over compliance, yet important enough to merit attention by those charged with governance.

Our consideration of internal control over compliance was for the limited purpose described in the Auditor's Responsibilities for the Audit of Compliance section above and was not designed to identify all deficiencies in internal control over compliance that might be material weaknesses or significant deficiencies in internal control over compliance. Given these limitations, during our audit we did not identify any deficiencies in internal control over compliance that we consider to be material weaknesses, as defined above. However, material weaknesses or significant deficiencies in internal control over compliance may exist that were not identified.

Our audit was not designed for the purpose of expressing an opinion on the effectiveness of internal control over compliance. Accordingly, no such opinion is expressed.

***Purpose of the Reports***

The purpose of this report on internal control over compliance is solely to describe the scope of our testing of internal control over compliance and the results of that testing based on the requirements of the Uniform Guidance. Accordingly, this report is not suitable for any other purpose.

*CWDL, Certified Public Accountants*

San Diego, California  
November 19, 2023



## INDEPENDENT AUDITORS' REPORT ON STATE COMPLIANCE

The Board of Trustees  
Mendocino-Lake Community College District  
Ukiah, California

### **Report on State Compliance**

#### ***Opinion on State Compliance***

We have audited College of the Mendocino-Lake Community College District's (the District) compliance with the types of compliance requirements as identified in the *California Community Colleges Contracted District Audit Manual 2022-23*, published by the California Community Colleges Chancellor's Office, for the year ended June 30, 2023. The applicable state compliance requirements are identified in the table below.

In our opinion, the District complied, in all material respects, with the compliance requirements referred to above that are applicable to the programs noted below that were audited for the year ended June 30, 2023.

#### ***Basis for Opinion***

We conducted our audit of compliance in accordance with auditing standards generally accepted in the United States of America; the standards applicable to financial audits contained in *Government Auditing Standards*, issued by the Comptroller General of the United States; and the compliance requirements described in the *California Community Colleges Contracted District Audit Manual (CDAM) 2022-23*, issued by the California Community Colleges Chancellor's Office. Our responsibilities under those standards and the compliance requirements are further described in the Auditor's Responsibilities for the Audit of Compliance section of our report.

We are required to be independent of Mendocino-Lake Community College District and to meet our other ethical responsibilities, in accordance with relevant ethical requirements relating to our audit. We believe that the audit evidence we have obtained is sufficient and appropriate to provide a basis for our opinion on compliance for program. Our audit does not provide a legal determination of Mendocino-Lake Community College District's compliance with the compliance requirements referred to above.

#### ***Responsibilities of Management for Compliance***

Management is responsible for compliance with the requirements referred to above and for the design, implementation, and maintenance of effective internal control over compliance with the requirements of laws, statutes, regulations, rules and provisions of contracts or grant agreements applicable to the District's compliance with the requirements listed in the table below.

### ***Auditors' Responsibilities for the Audit of Compliance***

Our objectives are to obtain reasonable assurance about whether material noncompliance with the compliance requirements listed in the table below has occurred, whether due to fraud or error, and express an opinion on the District's compliance based on our audit. Reasonable assurance is a high level of assurance but is not absolute assurance and therefore is not a guarantee that an audit conducted in accordance with GAAS, Government Auditing Standards, and the 2022-2023 California Community Colleges Chancellor's Office *Contracted District Audit Manual* will always detect material noncompliance when it exists. The risk of not detecting material noncompliance resulting from fraud is higher than for that resulting from error, as fraud may involve collusion, forgery, intentional omissions, misrepresentations, or the override of internal control. Noncompliance with the compliance requirements referred to above is considered material, if there is a substantial likelihood that, individually or in the aggregate, it would influence the judgment made by a reasonable user of the report on compliance about the District's compliance with the requirements listed in the table below.

In performing an audit in accordance with GAAS, *Government Auditing Standards*, and the 2022-2023 California Community Colleges Chancellor's Office *Contracted District Audit Manual*, we:

- Exercise professional judgment and maintain professional skepticism throughout the audit.
- Identify and assess the risks of material noncompliance, whether due to fraud or error, and design and perform audit procedures responsive to those risks. Such procedures include examining, on a test basis, evidence regarding the District's compliance with the compliance requirements referred to above and performing such other procedures as we considered necessary in the circumstances.
- Obtain an understanding of the District's internal control over compliance relevant to the audit in order to design audit procedures that are appropriate in the circumstances, but not for the purpose of expressing an opinion on the effectiveness of the District's internal control over compliance. Accordingly, no such opinion is expressed. We are required to communicate with those charged with governance regarding, among other matters, the planned scope and timing of the audit and any material noncompliance with the requirements listed in the table below that we identified during the audit.

We are required to communicate with those charged with governance regarding, among other matters, the planned scope and timing of the audit and any material noncompliance with the requirements listed in the table below that we identified during the audit.

## Procedures Performed

In connection with the audit referred to above, we selected and tested transactions and records to determine the District's compliance with State laws and regulations applicable to the following:

- Section 411 – SCFF Data Management Control Environment
- Section 412 – SCFF Supplemental Allocation Metrics
- Section 413 – SCFF Success Allocation Metrics
- Section 421 – Salaries of Classroom Instructors (50 Percent Law)
- Section 423 – Apportionment for Activities Funded From Other Sources
- Section 424 – Student Centered Funding Formula Base Allocation: FTES
- Section 425 – Residency Determination for Credit Courses
- Section 426 – Students Actively Enrolled
- Section 427 – Dual Enrollment (CCAP)
- Section 430 – Scheduled Maintenance Program
- Section 431 – Gann Limit Calculation
- Section 444 – Apprenticeship Related and Supplemental Instruction (RSI) Funds
- Section 475 – Disabled Student Programs and Services (DSPS)
- Section 490 – Propositions 1D and 51 State Bond Funded Projects
- Section 491 – Education Protection Account Funds
- Section 492 – Student Representation Fee
- Section 494 – State Fiscal Recovery Fund
- Section 499 – COVID-19 Response Block Grant Expenditures

## Purpose of this Report

The purpose of this report is solely to describe the scope of our testing over state laws and regulations based on the requirements described in the *California Community Colleges Contracted District Audit Manual (CDAM) 2022-23*. Accordingly, this report is not suitable for any other purpose.



San Diego, California  
November 19, 2023

---

---

## **FINDINGS AND QUESTIONED COSTS SECTION**

---

---

**MENDOCINO-LAKE COMMUNITY COLLEGE DISTRICT  
SCHEDULE OF AUDIT FINDINGS AND QUESTIONED COSTS  
JUNE 30, 2023**

---

**Section I – Summary of Auditors’ Results**

**FINANCIAL STATEMENTS**

Type of auditors' report issued:	<u>Unmodified</u>
Is a going concern emphasis-of-matter paragraph included in the auditors' report	<u>No</u>
Internal control over financial reporting:	
Material weaknesses identified?	<u>No</u>
Significant deficiencies identified not considered to be material weaknesses?	<u>None Noted</u>
Non-compliance material to financial statements noted?	<u>No</u>

**FEDERAL AWARDS**

Internal control over major programs:	
Material weaknesses identified?	<u>No</u>
Significant deficiencies identified not considered to be material weaknesses?	<u>No</u>
Type of auditors' report issued on compliance for major programs:	<u>Unmodified</u>
Any audit findings disclosed that are required to be reported in accordance with Title 2 U.S. Code of Federal Regulations (CFR) Part 200, Uniform Administrative Requirements, Costs Principles, and Audit Requirements for Federal Awards	<u>No</u>
Identification of major programs:	

<u>CFDA Numbers</u>	<u>Name of Federal Program of Cluster</u>
84.007, 84.033 84.063, 84.268	Student Financial Aid Cluster
84.425L, 84.425F, 84.425E	CARES Act: Higher Education Emergency Relief Funds (HEERF)

Dollar threshold used to distinguish between Type A and Type B programs:	<u>\$ 750,000</u>
Auditee qualified as low-risk auditee?	<u>Yes</u>

**STATE AWARDS**

Internal control over State programs:	
Material weaknesses identified?	<u>No</u>
Significant deficiencies identified not considered to be material weaknesses?	<u>No</u>
Type of auditors' report issued on compliance for State programs:	<u>Unmodified</u>

**MENDOCINO-LAKE COMMUNITY COLLEGE DISTRICT  
FINANCIAL STATEMENT AUDIT FINDINGS AND QUESTIONED COSTS  
JUNE 30, 2023**

---

**Section II – Financial Statement Findings**

This section identifies the significant deficiencies, material weaknesses, and instances of noncompliance related to the financial statements that are required to be reported in accordance with *Government Auditing Standards*.

**There were no financial statement audit findings or questioned costs identified during 2022-23.**

**MENDOCINO-LAKE COMMUNITY COLLEGE DISTRICT  
FEDERAL AWARD FINDINGS AND QUESTIONED COSTS  
JUNE 30, 2023**

---

**Section III – Federal Award Findings and Questioned Costs**

This section identifies the audit findings required to be reported by the Uniform Guidance (e.g., deficiencies, significant deficiencies, material weaknesses, and instances of noncompliance, including questioned costs).

**There were no federal award findings or questioned costs during 2022-23.**

**MENDOCINO-LAKE COMMUNITY COLLEGE DISTRICT  
STATE AWARD FINDINGS AND QUESTIONED COSTS  
JUNE 30, 2023**

---

**Section IV – State Award Findings and Questioned Costs**

This section identifies the audit findings pertaining to noncompliance with state program rules and regulations

**There were no state award audit findings or questioned costs identified during 2022-23.**

**MENDOCINO-LAKE COMMUNITY COLLEGE DISTRICT  
SCHEDULE OF PRIOR AUDIT FINDINGS  
JUNE 30, 2023**

---

**Section V – Prior Year Audit Findings Summary**

**FINDING #2022-001 – STATE COMPLIANCE (STATE GENERAL APPORTIONMENT FUNDING SYSTEM)**

**Criteria:** The total student contact hours reported for each class under the actual hours of attendance procedure should be the sum of the individual attendance hours total for each student in the class as reported by the instructor (5 CCR 58003.1(d) and 5 CCR 58003.1(g)).

**Condition:** During our testing of state general apportionment funding system, we noted that 4 out of 15 courses tested did not properly report the number of hours as certified by the instructor roster. The identified course was an actual-hours-of-attendance census-type course where the District relies upon instructor certified rosters as the basis for supporting hours claimed.

**Questioned Costs:** We identified a student in the roster support that was overstated by 1 contact hour, on the districts 320 report. The hour in question do not equate to 1 ADA. Per the CDAM, no questioned costs need to be calculated.

**Cause:** Clerical error as instructor left the District prior to submission of the support for hours noted above.

**Effect:** Non-compliance with state general apportionment funding requirements.

**Recommendation:** We recommend that the District reconcile actual hours report to the hours supported by physical instructor rosters. In addition, per discussion with District management, management will perform routine audits of instructor rosters and increase training with an emphasis placed on positive attendance calculations.

**Management's Response and Corrective Action Plan:** A standard form for submission of hours of attendance will be provided to faculty effective Spring 2023 to ensure collection of mandatory information in a consistent manner. Training will be provided to faculty during the in-service held prior to each term as well as during the part-time faculty orientation, and during faculty meetings.

Faculty will submit the hours of attendance for their class at mid-term and end-of-term to Admissions and Records. Faculty will receive a notification and access to the form prior to the start of the semester or start of class, along with written directions for use of the form, the information to be logged on the form and the submission process and deadline. Submitted forms will be reviewed for completion within one week of submission. In cases of an incomplete or inaccurate submission, the appropriate supervisor will be notified in writing and individual training provided the faculty. If the hours of attendance form is not submitted, or faculty do not comply with requirements, the appropriate vice president will be notified in writing of the issue.

**Current Status:** Implemented in 2022-23.

**MENDOCINO-LAKE COMMUNITY COLLEGE DISTRICT  
SCHEDULE OF PRIOR AUDIT FINDINGS  
JUNE 30, 2023**

---

**FINDING #2022-002 SCFF SUCCESS ALLOCATION METRICS**

**Criteria:** In accordance with Education Code section 84750.4 (f), the success allocation is computed for each community college district based on total points earned. Districts are granted points for specific student outcomes, with additional points for those that also received a Pell or Promise Grant. The SCFF success allocation provides funding based on a three-year average of the reported headcount.

**Condition:** The audit identified one (1) instance out of a sample size of 25 in which students were not properly tracked within the District’s degree tracking system.

**Questioned Costs:** Per the fiscal year 2021-22 California Community College Contracted District Audit Manual, The Chancellor’s Office will make the final determination of the dollar value of audit adjustments.

SCFF Success Allocation Metric for All Students	2020-21 Reported Headcount	Audit Adjustment (extrapolated from Sample Error Rate)	Audited Headcount
Associate Degree for Transfer	97	(1)	96
Associate Degree	216	-	216
Transfer Level Math and English	78	-	78
Nine or More CTE Units	437	-	437
All Students Subtotal	828	(1)	827

**Context:** Our testing identified one (1) out of 25 selections with discrepancies of achievements by students in their respective categories.

- One (1) student was awarded an Associate’s Degree for Transfer. This student did not meet the minimum required units of 60, for this accreditation. The student had only completed 59 of the required 60 units. The College had reported funding for the Associate’s Degree for Transfer.

**Effect:** The District is not in compliance with state requirements.

**Cause:** The District was changing over degree tracking software and during the transition this student’s transcript was reviewed through the typical award review process.

**Recommendation:** The College should implement a secondary review process for all degree and certification awards being issued to students. Secondary review should focus on verifying all requirements have been met or exceeded for a degree or certification.

**MENDOCINO-LAKE COMMUNITY COLLEGE DISTRICT  
SCHEDULE OF PRIOR AUDIT FINDINGS  
JUNE 30, 2023**

---

**FINDING #2022-002 SCFF SUCCESS ALLOCATION METRICS, continued**

**Management's Response and Corrective Action Plan:** Students applying for graduation will meet with an appropriate personnel for an exit interview. The appropriate personnel will review the student record to ensure they have satisfied all requirements or are on track to satisfy all graduation requirements by the end of the term for which they are applying for graduation.

The graduation evaluator will continue with their review of all incoming graduation applications and will advise the Director of Admissions and Records of any inconsistencies or concerns with the degree audit system.

Prior to submission of the annual MIS graduation submission, the Director of Admissions and Records will work with IT to obtain the files prior to submission and will complete a final review of all graduation records to be submitted via the MIS process.

**Current Status:** Implemented in 2022-23.